











LAB Dept MEETING – Huddles

Date of Meeting: 01/28/2021

Attendees: Juliet Garlejo, Yetunde Kosoko, Raquel Lecaro, Lourdes Maniago, Mey Phiri, Arenia Champagnie, Bill Craig, Juanita Fernandez, Mark Gomez, Marietes Gonzalez, Mariela Mora, Sumera Nazir, Erica Torres, Theda Bryant, Patricia Chea, Marissa Calilung

Topic	Details	Action Item, responsible person, date due, or informational only
SAFETY TIP	<p>Missing Sharps containers on the floors</p> <ul style="list-style-type: none">• 2 patient rooms reported missing sharps containers- continue to report to nurse in charge, if no action escalate to lab manager- reported the identified rooms to engineer and EVS• Continue to use the sharps containers and not the blue co-mingle whenever possible.• We will get small sharps containers for us <p>Missing COVID signs</p> <ul style="list-style-type: none">• Please escalate to nurse in charge• Submit UOR	Informational

<p>KUDOS</p>	<p style="text-align: center;">Compassionate Caring for Coworkers During COVID-19</p>  <p>COVID-19 is wearing us all out. Whether you're on the screen or working onsite with your coworkers, let's all pay extra attention to how each other is doing.</p> <p>All that's needed is taking the 3 steps below:*</p> <ol style="list-style-type: none"> 1. Let's use a little caring and take a time to NOTICE our coworkers and see how they're managing. 2. If we see a coworker in any form of distress, use compassion and ENGAGE them. Ask them how they are doing and let them know you care. If you feel they aren't doing well, let them know that you are worried about them and want to help. 3. If they're open to talking, offer SUPPORT. Listen to them and, if you feel they need help in finding a solution, let them know they should contact the EAP. <p style="text-align: center;"><i>*excerpted from KP's Mental Health Training. Take the training below.</i></p> <p style="text-align: center;"> <i>Learn more about the Employee Assistance Program (EAP) and other mental health resources at the Mental Health for Employees webpage.</i> </p>  <p style="text-align: center;"><small>Scan with phone camera</small></p> <div style="display: flex; justify-content: space-between; align-items: center;">   </div>	
<p>New Items</p>	<p>Phlebotomist</p> <ul style="list-style-type: none">  2 new Phleb carts- available  2 new KPPI case- available  4 new KPPI- coming <p>CLS</p> <ul style="list-style-type: none">  Construction for bio-hood- will start soon  Trop hs- coming  Low Molecular Weight Heparin- coming 	<p>ALL STAFF</p>
<p>Schedule</p>	<p>Per your request, we are now using smart force.</p> <ul style="list-style-type: none"> • Watch out for invites. We will schedule online training with the vendor. 	<p>ALL Staff</p>

	<ul style="list-style-type: none"> Reminder, smart force has several capabilities but our lab process for vacation requests (TORT) and calls offs (calling a manager, not text) remains the same. 	
Workflow Reminders	<ul style="list-style-type: none"> FOLATE- no need to aliquot. Place in Blue Rack right away after centrifuging. Patients with IV Lines- if ordered as Lab Collect- it is lab responsibility- follow same process as a regular draw. Link for Quantiferon training https://www.quantiferon.com/us/products/quantiferon-tb-gold-plus-us/provider-resources/training-videos-providers/ 	Phlebotomist
DXC 600 service	<ul style="list-style-type: none"> For DXC600 #2- Beckman warranty expired already. Start calling Sherman Way Lab Instrumentation effective immediately for service and repair. For DXC600 #1- Beckman warranty expires on January 28, 2021. Call Sherman Way Lab Instrumentation for service and repair starting on January 28,2021. 	CLS
Blood Bank	<p>We have received an Immucor Panocell, it is now on standing order we will be receiving it monthly. It is to be used for the following:</p> <ul style="list-style-type: none"> Antigen typing is to be QC'd using heterozygous cells for the positive QC with a 3% to 5% percent cell solution. Please discontinue using the Ortho Panels or Screen cells for your antigen QC and use the Immucor Panel. Mini Cold Panels Determination of anti-M, is it IgG or IgM? When we have an anti-M it is important for OB that they know whether the antibody has IgG components. <ul style="list-style-type: none"> The transfusion work group is working on getting the result entry for anti-M changed to reflect positive/non-reactive at 37/no IgG components and positive/reactive at 37/IgG components <p>There are pink sticky notes in the Blood bank 2021 QC Binder, please check the highlighted area's they are missing dates and initials.</p>	

	The Transfusion work group is working on a BPAM trouble shooting guide this should eliminate any wasted blood products, I will leave a copy of the draft at the center desk. . The MyHelp website also has trouble shooting documents for nursing: https://myhelp.kp.org/files/91616	
--	--	--

This concludes the Minutes of the _January 28, 2021 Lab Staff Meeting.

Prepared by: _Patricia Chea, Marissa Calilung Date: _1/29/2021_____