



LAB Dept MEETING – Huddles

Date of Meeting: April 22, 2021

Attendees: Dennis Burguillos, Juanita Fernandez, Mark Gomez, Yetunde Kosoko, Raquel Lecaro, Melanie Magee, Charisse Manalili, Lourdes Maniago, Sumera Nazir, Janice Tacderas, Erica Torres, Michelle Trammell, Patricia Chea, Marissa Calilung

Topic	Details	Action Item, responsible person, date due, or informational only
KUDOS SAFETY TIP	<ul style="list-style-type: none"> • Hope everybody had fun during Lab Week • Thank you for those who completed the People Pulse...more pizza party for the “Shooting Stars” and “Bleeding Hearts” team. 	Informational
Unfractionated Heparin	<ul style="list-style-type: none"> • Any CLS can calibrate Heparin. • Follow our process for running QC <ul style="list-style-type: none"> ✓ Run once- if out change QC or Reagent Material ✓ Run 2nd time- still out- Calibrate ✓ Run 3rd time- still out- troubleshoot by checking instrument, calling hotline, check for leaks, perform maintenance, etc. • Always document what you did. 	CLS
Urine Culture 1:100	<p>See Technical Bulletin Below</p> <ul style="list-style-type: none"> ✓ Use two bi-plates using different loops- follow the Cerner label <ul style="list-style-type: none">  Blue loop= 1:1000  Green loop= 1:100 ✓ OR use ONE grey top tube 	Phlebotomist
ED Order Printouts	<ul style="list-style-type: none"> • Test of Change starting May 4 to Aug 4. File all ED printouts without checking. To test if we can discontinue ED order printouts 	Phlebotomist
What to do if nurse accessioned the urinalysis order without any specimen?	<ul style="list-style-type: none"> • KP Regional Pre-Analytical Group confirmed that best practice is to cancel any specimens that floors accessioned, and no specimen delivered. Most common are the urinalysis, body fluid, stool analysis, etc. • It is also recommended by other Medical Centers to submit UOR on those instances. 	Phlebotomist

	Effective immediately, please cancel any accessioned orders that has no specimen. Do not return to previous status or to nurse collect status.	
New Tests	<ul style="list-style-type: none"> • Low Molecular Weight Heparin- MVMC • Molecular Vaginitis- Regional Lab- see attached Technical Bulletin • HS Troponin- MVMC 	ALL STAFF
UBT		

This concludes the Minutes of the _April 22, 2021_____ Lab Staff Meeting.

Prepared by: _Patricia Chea, Marissa Calilung_ Date: _6/2/2021_____

Urine Culture 1:100

As of yesterday, 9/22/20, 2 labels will be generated when accessioning the *Urine Culture 1:100*. The middle of the Cerner labels indicates the dilution factor for inoculation loops used when using [bi-plates](#) for insufficient urine volumes. However, when urine is transferred to a grey top, use one of the labels and discard the second label.

The screenshot shows the 'Container List' interface with the accession number 2-20-266-065896. It lists two containers: A 1 EA Micro Sp and B 1 EA Micro Sp. Below the list are two labels for 'TEST, DUMMY' with patient information and a barcode. The labels are marked with 'A' and 'B' respectively, indicating the container ID.

Follow the workflow below to avoid leaving the second Container ID (A or B) in the 'collected not transferred list'.

- Affix one of the labels to the grey top tube. Discard 2nd label.
- Scan the tube on the transfer list
- Window will open indicating both labels (A & B).
- Hit Shift and select both A&B. Click OK.

The screenshot shows the 'Build Transfer List' software interface. A 'Select Container' dialog box is open, displaying a table of available containers. The table has columns for 'Cont', 'Description', 'Collect Dt', 'Orders for', 'Other Ord', and 'Location'. Containers A and B are listed. A callout box with an orange background and white text says 'Hit Shift to select both A&B containers.' The 'OK' and 'Cancel' buttons are visible at the bottom of the dialog box.

- Both Containers will appear on the transfer list, leaving no additional container on the pending list.

Accession	Order	Patient Name	Patient ID	Desc
1 2-20-266-065896A	C Ur	TEST, DUM...	ZZ0000...	1 E...
2 2-20-266-065896B	C Ur	TEST, DUM...	ZZ0000...	1 E...

Accession	Order	Patient Name	Patient ID	Desc	Seq
1 2-20-266-065896A	C Ur 1:100	TEST, DUM...	ZZ0000...	1 E...	1
2 2-20-266-065896B	C Ur 1:100	TEST, DUM...	ZZ0000...	1 E...	2

Thank you!

OCA Management

Technical Bulletin

Laboratory Care Delivery System

AVAILABILITY OF NEW MOLECULAR VAGINITIS PANEL

The Laboratory Care Delivery System is pleased to announce that, effective Wednesday, **May 19, 2021**, the following orderable will be made available at both the North Hollywood and Chino Hills Regional Reference Laboratories: **VAGINITIS PANEL (BACTERIAL VAGINOSIS, TRICHOMONAS, CANDIDA SP) RNA, QUALITATIVE, NAA [261123]**.

This test will be available for female patients, inclusive of our transgender community, ≥14 years old. **TRICHOMONAS, YEAST, AND CLUE CELLS, WET MOUNT [87210AE]** will remain available for providers who need faster results.

TEST INFORMATION

KPHC Order Display Name [Code]	VAGINITIS PANEL (BACTERIAL VAGINOSIS, TRICHOMONAS, CANDIDA SP) RNA, QUALITATIVE, NAA [261123]		
KRMS Procedure Name [Code]	Vaginitis Panel [8721005]		
Test Location	Regional Reference Laboratories, North Hollywood and Chino Hills		
CPT Code(s)	81513, 87481, 87661		
Specimen Requirement	Clinician-collected or patient-collected vaginal swab using the Aptima Multitest Swab Collection Kit		
Transport Temperature	2°C – 30°C		
Turnaround Time	2 – 3 days		
Stability	30 days		
Special Instructions	Vaginal swab collected using any other collection kit will be rejected		
Collection Label Test Mnemonic	BV_CV_TV		
KPHC Result Components	Display Name	CID	Base Name
	Bacterial Vaginosis, RNA, Qualitative, NAA	12430604	BVINTERP
	<i>Candida</i> Species, RNA, Qualitative, NAA	12430605	CANDIDASP
	<i>Candida glabrata</i> , RNA, Qualitative, NAA	12430606	CGLABNAA
	<i>Trichomonas vaginalis</i> , RNA, Qualitative, NAA	12430607	TVAGNAA
Vaginitis RNA Panel Interpretation, NAA	12430608	VAGINTERP	

QUESTIONS?

- Client Service Center: 1-888-4LAB NFO, or tie line 8-397-7077
- Jonathan C. Gullett, MD, Physician Director of Microbiology, jonathan.c.gullett@kp.org
- Ken Van Horn, PhD, D(ABMM), Technical Director of Microbiology, ken.van-horn@kp.org
- Tam T. Van, PhD, D(ABMM); Technical Director of Microbiology, tam.t.van@kp.org


Technical Bulletins are archived on **LABNET** for your convenience.
<http://kpnet.kp.org:81/california/scpmg/labnet/index.htm>



HEALTH EQUITY INDEX (HEI) TRAININGS

APRIL 2021

Our KP facility is participating in the Healthcare Equality Index (HEI) again this year. The HEI is an online survey designed to meet the needs of all healthcare organizations to improve and strengthen the care they provide to LGBTQ patients. To help each facility meet the HEI criteria, the Human Rights Campaign (HRC) Foundation and its partners offer more than 60 different training options, including interactive eLearning courses and recorded webinars, that are online, on-demand, and offer free CME/CEU credit. Topics include the basics of LGBTQ Patient-Centered Care to more specialized topics for providers.



Training in LGBTQ Patient-Centered Care

Trainings Available:

Trainings are available through The Center for Affiliated Learning (CAL) and the National LGBT Health Education Center.

Length of Trainings:

The length of trainings varies depending on which one you choose to complete. However, most are one to two hours long. The CAL – The length of trainings on The CAL vary the most since they are eLearning series. Each series has two or more training courses that are about ½ hour in length. The total length of each series is noted in the series description. All series are on-demand which means you can stop the training at any time and pick up where you left off when you log back in later. The National LGBT Health Education Center – The length of most trainings on the National LGBT Health Education Center is one hour long. If trainings are longer than an hour, it will be noted.

CME/CEU:

AMA PRA Category 1 Credit™ are provided for trainings offered through both The CAL and the National LGBT Health Education Center. For more detail on CME/CEU, please see the specific web page for each training option. Participants should complete the requirements for CME/CEU credit even if they don't need the credit as this helps HEI ensure the training course was completed.

Registering for Trainings:

- Each participant will need to first create an account (if you do not already have one) for each listed below before selecting the training courses to complete. Click on link below to access the trainings:

<https://www.thehrcfoundation.org/professional-resources/het-training-options>

- The Center for Affiliated Learning (CAL)
- The National LGBT Health Education Center

Creating account/Logging in:

When logging into the site you will need to enter the facility ID. The Facility ID is found on the attachment following this flyer, see attachment for detailed instructions. To register for The CAL webpage, you will need the security keyword which is **HRC**.

KP Learn trainings through Kaiser – Log onto: <https://learn.kp.org/>

- [Transgender Sensitivity Training Course ID](#) (0000876208) – SCAL only
- [Serving our Transgender and Gender Nonconforming Members Course ID](#) (00787461) – SCAL & HI
- [Providing Culturally Responsive Care for Hawaii's Transgender Members](#) (00789751) – HI only

For Assistance or Questions:

If you need help or have questions, please refer to your HEI Facility Lead.

