

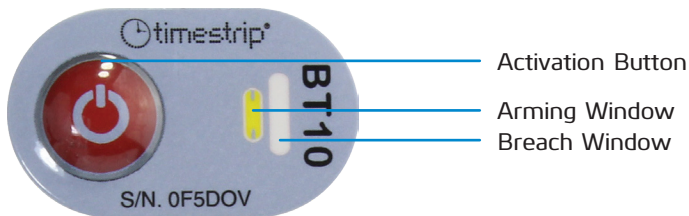
Timestrip® Blood Temp 10 (BT10)

Use, Application, & Specifications

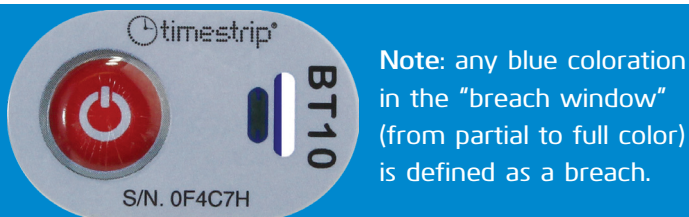
Use & Application

1. Select a BT10 indicator and implement a QC visual test to make sure it is not yet activated: the arming window should be yellow and the breach window should be white.
2. Note: BT10 does not require pre-conditioning. BT10 can be activated at normal room temperature – any temperature above 10°C will do.
3. Remove the pre-chilled blood bag from the controlled refrigerator (below 6°C/43°F). Select a suitable location on the blood bag for the BT10 (for example, the lower 1/3rd of the blood bag, if stored upright). Ensure this area is oil & moisture free.
4. On the BT10 indicator, firmly squeeze the activation button between thumb and forefinger. BT10 is activated when the arming window changes to dark green. If arming window remains yellow, squeeze button again.
5. Immediately after activation, peel off the liner and firmly adhere the BT10 to the prepared location on the blood bag. Verify full adhesion to the blood bag.

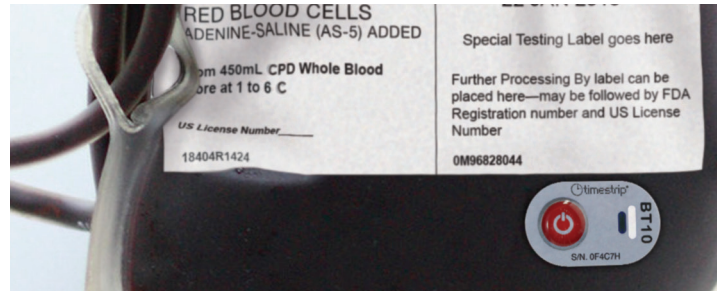
Monitoring has begun!



BT10 does not need post-conditioning once on a pre-chilled blood bag, which can now be transported right away or temporarily returned to the refrigerator for future use.



Note: any blue coloration in the “breach window” (from partial to full color) is defined as a breach.



Specifications

A Specification, MSDS and Testing Protocol are available.

Type	Irreversible, single use
Activation Feature	A manual activation button on the top – the activation window turns from yellow to green to confirm it is armed
Indication	A blue color appears in the breach window if a breach of the threshold temperature has occurred. Any blue, whether full or partial, indicates a breach.
Monitored Temperature	Threshold of 10°C/50°F, STOP temperature of 8°C/48°F
Accuracy of Temperature	±1°C/2°F
Size	40mm x 19mm, blister height 0.5mm
Quality Assurance	Produced under ISO 13485
Adhesive	Suitable for adherence to a blood bag

Storage

Recommended Storage	Room temperature: 22°C/72°F at 20–80% relative humidity. Cool dark environment
Packaging	Loose in poly bags. Labeled with expiry and batch number
Shipping Package Requirements	No special requirements as inert until activated
Protection	Splash proof
Traceability	Unique serial number on each indicator
Shelf Life	Pre-activation – 2 years from shipping, post activation 1 year or until breached

This product is not a replacement for the professional judgement of laboratory/ blood bank professionals and/or policies and procedures that are applicable to your institution.

Contact Us Today for More Information & Free Samples!
Call 800.435.4242 or visit www.pdchealthcare.com/bloodtemp10

27770 N. Entertainment Dr., Ste. 200
Valencia, CA 91355
Tel 800.435.4242 or 661.257.0233
Fax 800.321.4409
www.pdchealthcare.com

Distributed by PDC Healthcare

Where positive identification meets safe, efficient patient care.