



ORDER COMMENTS

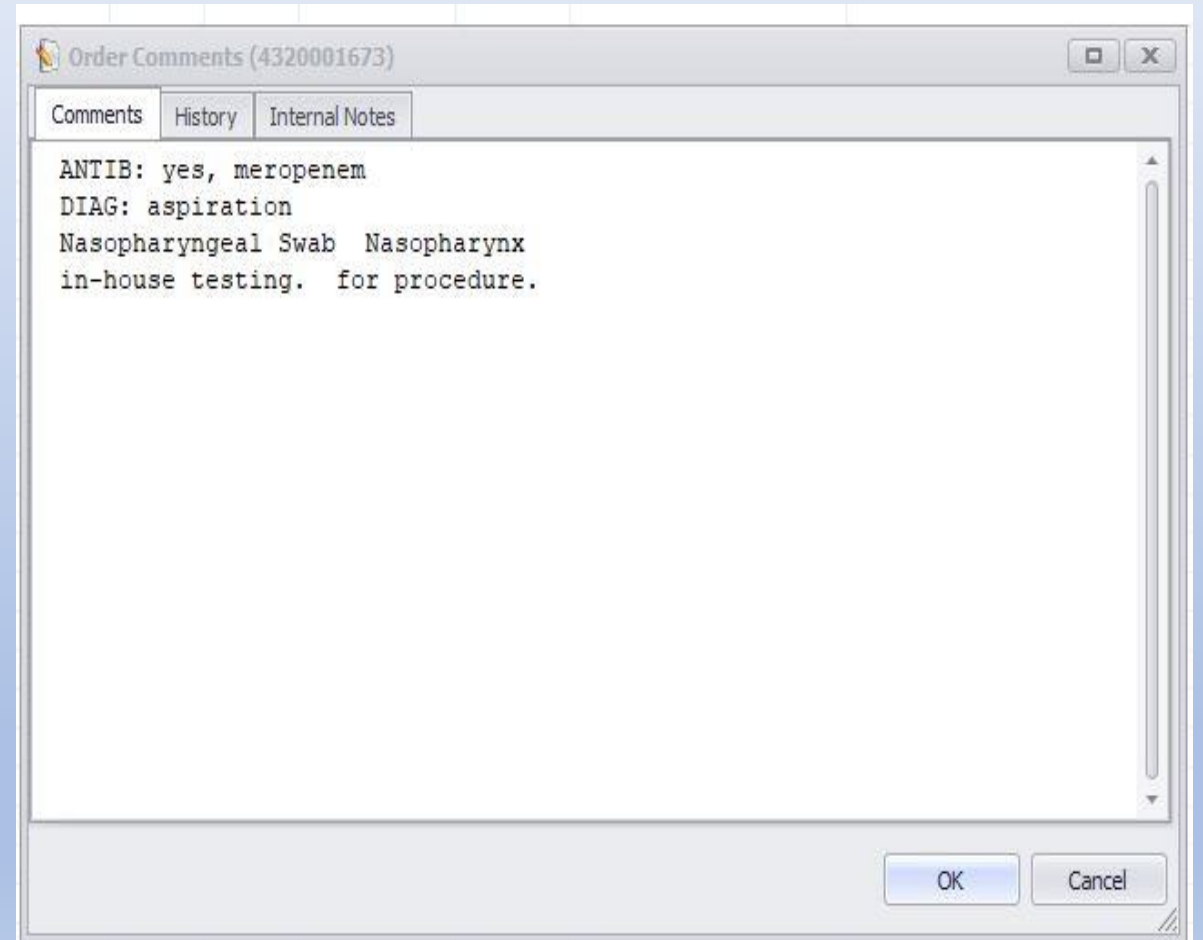
WHY AND HOW TO REVIEW THEM

Sheryl Stuckey, MLS (ASCP)^{CM}

8/4/2020

WHY SHOULD YOU REVIEW ORDER COMMENTS?

- ANTIBIOTIC THERAPY
- DIAGNOSES
- SPECIFIC SPECIMEN SOURCE/SITE
- SPECIMEN QUALITY COMMENTS
- REVIEW COMMENTS OR CORRECTION REASONS
- ADDITIONAL INSTRUCTIONS



WHEN SHOULD YOU REVIEW ORDER COMMENTS?

- BEFORE PROCESSING A SPECIMEN FOR CULTURE OR PERFORMING A DIRECT SPECIMEN TEST
- BEFORE ALIQUOTING A SPECIMEN BASED ON THE SPECIMEN LABELS RECEIVED
- BEFORE REVIEW OF CULTURE PLATES FOR WORKUP
- BEFORE CANCELING A TEST OR AN ORDER



WHERE CAN I REVIEW THE
ORDER COMMENT?

ORDER ENTRY

ORDER ENTRY

Order Number (4308002016) - Read Mode

Patient

Last name: first: middle:

DOB: Time of birth: Age: Client: MRN:

SSN: ESO:

General Insurance (2) Specimens (1) Results (2)

Stay

Att. Dr: Billing:

Adm On: By: Dis Date: Stay Comm

Ward: Room: Bed: Inst. Account:

Surg. Date:

Order

Order: At: By: Ord/Coll Loc.:

Report To:

Req. by: Call Order Comm_

Orig ward:

Priority: Collect time:

Pat. Type: No Charge:

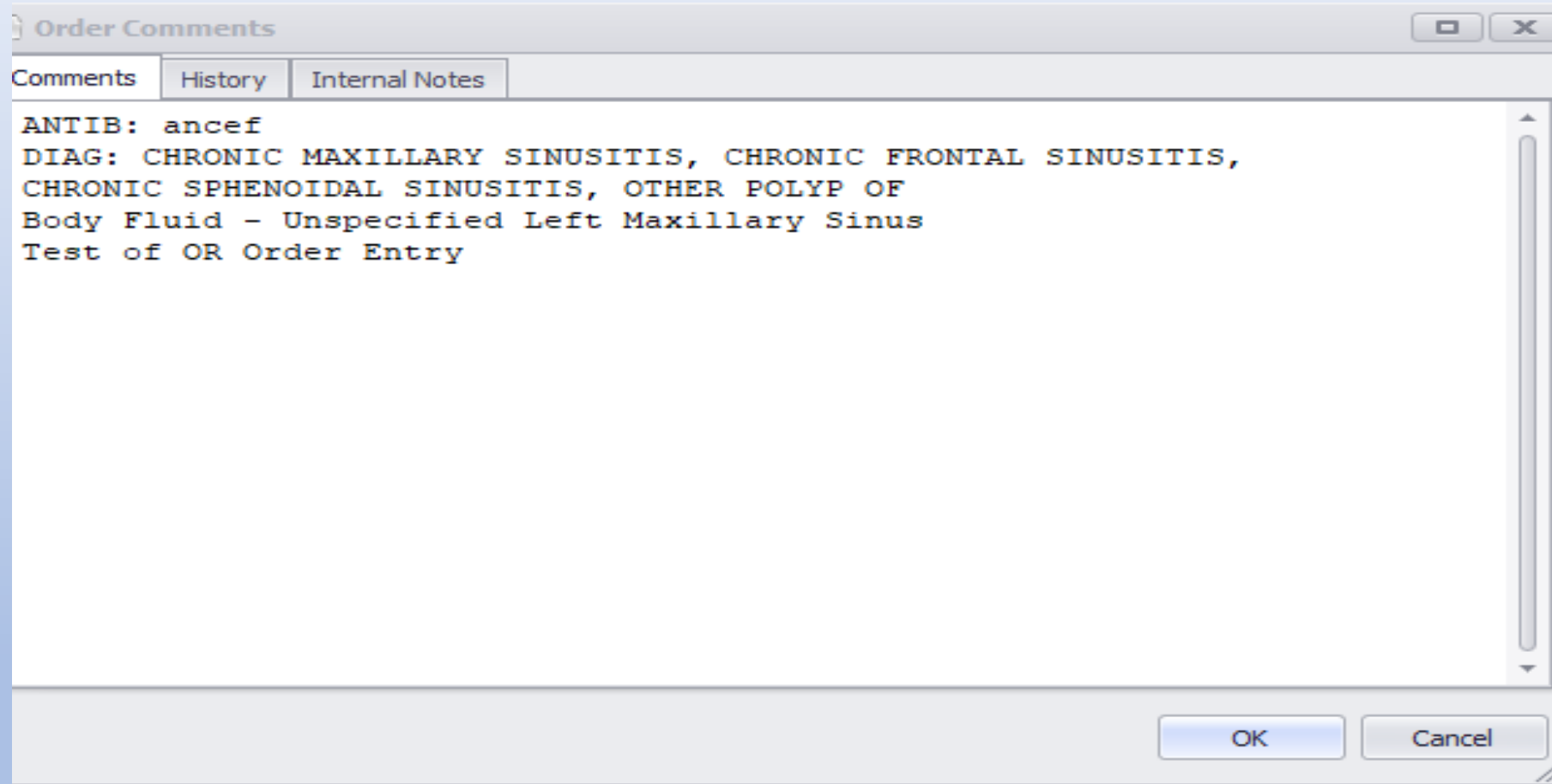
Ordered (0) Canceled (2)

Insert Cancel Cancel order Formulary Keypad Report To

Type	ID	Priority	Name
------	----	----------	------



ORDER ENTRY



The image shows a software window titled "Order Comments". It has three tabs: "Comments", "History", and "Internal Notes". The "Comments" tab is active. The text inside the window is as follows:

ANTIB: ancef
DIAG: CHRONIC MAXILLARY SINUSITIS, CHRONIC FRONTAL SINUSITIS,
CHRONIC SPHENOIDAL SINUSITIS, OTHER POLYP OF
Body Fluid - Unspecified Left Maxillary Sinus
Test of OR Order Entry

At the bottom right of the window are two buttons: "OK" and "Cancel".

ORDER ENTRY

Micro Order Entry, Culture and Specimen Quality Comments may be viewed on the Micro Order Entry tab.

The screenshot displays a software interface for entering a micro order. At the top, there are tabs for 'General', 'Insurance (2)', 'Specimens (1)', 'Results (1)', and 'Micro'. The 'Micro' tab is active. The main area is divided into several sections:

- CXMRS**: A section containing a 'Source' dropdown menu set to 'NASAL' and a 'Site' dropdown menu.
- Micro OE Comment**: A dropdown menu showing 'CAP SURVEY # MRS-07 2020'.
- Current antibiotic therapy**: A section with four dropdown menus and a text input field below them.
- Study**: A section with five dropdown menus.
- Checkboxes**: A row of four checkboxes labeled 'Media/Due D&T', 'Culture Comm', 'Specimen Quality', and 'Order Comm'.

Three red arrows point upwards from the bottom of the screen to the 'Micro OE Comment', 'Culture Comm', and 'Specimen Quality' fields, indicating that these fields are the focus of the information provided in the text above.

RECEIVING WORKLIST

RECEIVING WORKLIST

08/10/2020 Total: 7 Due Date/Time:

Coll.date	Coll.time	Recv.date	Recv.time	Test	Site	Comments	Bar Code
08/10/2020	08:50	08/10/2020	14:54	CX	Urinary Bladder	0	:50002572404
08/10/2020	10:45	08/10/2020	14:51	CX	Urinary Bladder	0	:50002572951
08/10/2020	12:01	08/10/2020	14:48	CXGEN	OTHER Cervix	0	:50002573281
08/10/2020	13:53	08/10/2020	15:04	CXURN	URMID Urinary Bladder	0	:50002573461
08/10/2020	13:30	08/10/2020	15:05	CXURN	URMID Urinary Bladder	0	:50002573513
08/10/2020	13:54	08/10/2020	15:04	CXURN	URMID Urinary Bladder	0	:50002573573
08/10/2020	14:23	08/10/2020	15:04	CXURN	URMID Urinary Bladder	0	:50002573733

- Select (CR)
- Mark (SP)
- Mark All (^A)
- Unmark All (^N)
- Setup/Label (^L)
- Print Worklist (^P)
- Reprint Labels (F9)
- Remark (^K)
- Report Marked (^J)
- Report All (^G)
- Order Comments (^B)
- Cult (Shift+U)
- Micro (Shift+M)



RECEIVING WORKLIST

A red checkmark will appear on the comment key in the taskbar or capital **O** will appear in the Comments column of the worklist if there are comments present.



Coll.date	Coll.time	Recv.date	Recv.time	Tests	Source	Site	Comments
07/20/2020	04:00	07/20/2020	05:41	CXMRS	NOSE		O
07/20/2020	08:13	07/20/2020	12:47	CXURN	URMID	Urinary Bladder	O
07/20/2020	10:22	07/20/2020	12:07	CXURN	URMID	Urinary Bladder	O
07/20/2020	12:25	07/20/2020	12:39	CXURN	URMID	Urinary Bladder	O
07/20/2020	12:25	07/20/2020	12:51	BRP	NASSW		O
07/20/2020	12:30	07/20/2020	12:52	BRP	NASSW		O

The comment can be viewed by using the function key in the column on the right of the worklist, the Control+B keys or selecting the marked key in the taskbar.



RESULTING WORKLIST

There is no comment column on the Resulting Worklist. Order Comments (Control + B), Culture Comments (Control+Shift+U) and Micro Order Entry Comments (Control+Shift+M) function in the same way on the Resulting Worklist. Function buttons appear in the task bar at the top of the page and are marked with a red checkmark (✓) if a comment has been entered.



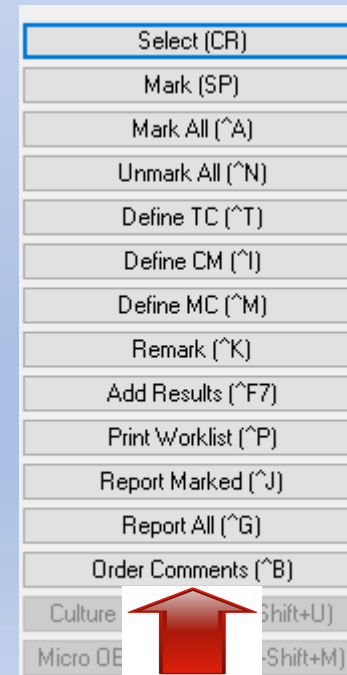
RESULTING WORKLIST

The Resulting Worklist does not have a comment column. Highlight the order and the comment function key will be active if a comment has been added or you can use the taskbar key.



Coll.date	Plat. date	Plat.time	Tests	Site	Source	Iso #	Test Status
07/24/2020	07/24/2020	12:33	CXFLD	Fluid Che...	PLEFL	2	I
08/04/2020	08/04/2020	10:58	CXFLD	Aspirate ...	FLUID		I
08/04/2020	08/04/2020	13:20	CXFLD	KNEE JO...	FLUID		I
08/05/2020	08/05/2020	10:58	CXFLD		PERIT		I
08/05/2020	08/05/2020	12:04	CXFLD		PLEFL		I
08/05/2020	08/06/2020	12:02	CXFLD	Left	THORA		I
08/05/2020	08/06/2020	12:02	CXFLD	Right	THORA		I
08/06/2020	08/06/2020	15:11	CXFLD	Hip R	SYN	1	I
08/06/2020	08/06/2020	17:06	CXFLD		PLEFL		I

For example, the order comment can be viewed by using the function key in the column on the right of the worklist or the Control + B keys or the marked key in the taskbar.



RESULT ENTRY

RESULT ENTRY

Function buttons may be found in the taskbar at the top of the screen above the medical record number field.

O = Order Comment

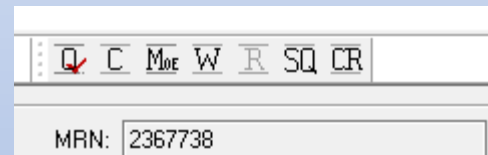
C = Culture Comment

MOE = Micro Order Entry Comment

R = Review Comments

SQ = Specimen Quality Comments

CR = Correction Reasons



A screenshot of a software interface showing a taskbar at the top with seven function buttons: O, C, MOE, W, R, SQ, and CR. The 'O' button has a red checkmark. Below the taskbar is a field labeled 'MRN:' containing the number '2367738'.

The comment can be viewed by using the marked key in the taskbar.



A screenshot of a software interface showing a taskbar at the top with seven function buttons: O, C, MOE, W, R, SQ, and CR. The 'O' button is highlighted with a red checkmark.