







Stanton Territorial Hospital
 P.O. Box 10, 550 Byrne Road
 YELLOWKNIFE NT X1A 2N1

Document Name:
 UriSelect 4 Agar Job Aid

Distribution:
 Microbiology Culture Manual

Document Number:
 MIC31810

Date Issued:
 October 8, 2019

Colour	Picture	Suspected ID	Next steps
Gram-negative Bacilli:			
Pink		<i>Escherichia coli</i>	<ul style="list-style-type: none"> • Perform spot indole: <ul style="list-style-type: none"> ➤ Positive → <i>E.coli</i> → perform GNS → report preliminary ID ➤ Negative → perform GNI and GNS → no preliminary report
Blue		<i>Klebsiella, Enterobacter, Serratia or Citrobacter</i>	<ul style="list-style-type: none"> • Perform GNI and GNS → no preliminary report
Orange-Brown		<i>Proteus mirabilis</i>	<ul style="list-style-type: none"> • Perform spot indole: <ul style="list-style-type: none"> ➤ Positive → perform GNI and GNS → no preliminary report ➤ Negative → <i>P.mirabilis</i> → perform GNS → report preliminary ID
Yellowish		Possible <i>Pseudomonas aeruginosa</i>	<ul style="list-style-type: none"> • Perform oxidase: <ul style="list-style-type: none"> ➤ Positive → perform GNI and GNS → no preliminary report ➤ Negative → perform gram stain → perform panel if applicable

NOTE: This is a CONTROLLED document for internal use only. Any documents appearing in paper form are not controlled and should be checked against electronic version prior to use.

FILENAME: MIC3180-UriSelect 4 Agar Job Aid

PRINT DATE: 7/26/2023 7:21 PM



Stanton Territorial Hospital
 P.O. Box 10, 550 Byrne Road
 YELLOWKNIFE NT X1A 2N1

Document Name:
 UriSelect 4 Agar Job Aid

Distribution:
 Microbiology Culture Manual

Document Number:
 MIC31810

Date Issued:
 October 8, 2019

Colour	Picture	Suspected ID	Next Steps
Gram-positive Cocci:			
Turquoise		<i>Enterococcus</i> species	<ul style="list-style-type: none"> Perform GPI and GPS → No preliminary report
White-Pink		Probable <i>Staphylococcus saprophyticus</i>	<ul style="list-style-type: none"> Perform GPI → No preliminary report
White-Yellow		Possible <i>Staphylococcus aureus</i>	<ul style="list-style-type: none"> Perform GPI and GPS → No preliminary report
White-Blue		Possible <i>Streptococcus agalactiae</i>	<ul style="list-style-type: none"> GBS latex test
White		Coag. negative <i>Staph</i>, Yeast or <i>Corynebacterium</i>	<ul style="list-style-type: none"> Perform gram stain: GPC → perform GPI and GPS if applicable Yeast → perform YST GPB → perform ANC

NOTE: This is a CONTROLLED document for internal use only. Any documents appearing in paper form are not controlled and should be checked against electronic version prior to use.

FILENAME: MIC3180-UriSelect 4 Agar Job Aid

PRINT DATE:7/26/2023 7:21 PM