

TRAINING UPDATE

Lab Location: SGMC
Department: Phlebotomy




Date Implemented: 7.6.2017
Due Date: 7.24.2017

DESCRIPTION OF PROCEDURE REVISION

Name of procedure:
Capillary Tube Order of Draw for Multiple Tube Collections
Description of change(s):
This is a new chart that provides the order of draw for capillary collections as it differs from the order of draw for venous collections.

Capillary Tube Order of Draw for Multiple Tube Collections

Germantown Emergency Center • Shady Grove Medical Center • Washington Adventist Hospital

1		<p>Lavender Tube (LAV) EDTA (K2)</p> <p>CBC, Type & Screen, Retic Count, H&H, DAT (Direct Coombs)</p> <p>NOTE: Special labeling is needed for type & screen testing</p>	<p>Invert 10 Times</p>
2		<p>Mint Green (PST) Lithium Heparin</p> <p>Bilirubin, Basic Metabolic Panel, Liver Panel, Therapeutic Drugs, Lactate</p>	<p>Invert 10 Times</p>
3		<p>Plain Red (RED) or Serum Separator (SST) No Anticoagulant</p> <p>Caffeine</p>	<p>Invert 10 Times</p>

BD Microtainer Tubes with Microgard ClosureTube Guide and Order of Draw. BD Vacutainer Systems Preanalytical Solutions. BD: Franklin Lakes, NJ. Document VS5836-1, 5/2003.

Revised 6/23/2017