


Users Guide

IMPORTANT Read Before Using Indicators

3 REVERSIBLE WINDOWS IRREVERSIBLE "FLOWER"



BIOSYNERGY, INC.

1940 East Devon Avenue • Elk Grove Village, IL 60007
800-255-5274 / 847-956-0471

e-mail: biosynergy@att.net
www.biosynergyinc.com

Patent No. 4,859,360

© 9/13/2012

Improved Sensitivity New 48 Hour Duration

For Proper Activation of the HemoTemp® II Indicator

- 1 The indicator must be heated to 38-42°C for at least 60 seconds. Biosynergy strongly suggests using the HemoTemp® II Activator.
- 2 After removing the indicator from the heat source, it must be placed on the 1-3°C blood bag as soon as you see the blue "flower".

IMPORTANT - MUST READ

The blood bag should be stored at 1-3°C for at least 10 hours prior to activation of the HemoTemp® II indicator. For proper time duration of the HemoTemp® II indicator, the blood bag should be maintained at 3°C. When blood is removed from the refrigerator and placed on a counter top, the blood needs to be protected from the ambient temperature of the room. **IF NOT, the blood will warm to 6°C in minutes and may lead to improper time duration of the HemoTemp® II indicator.**

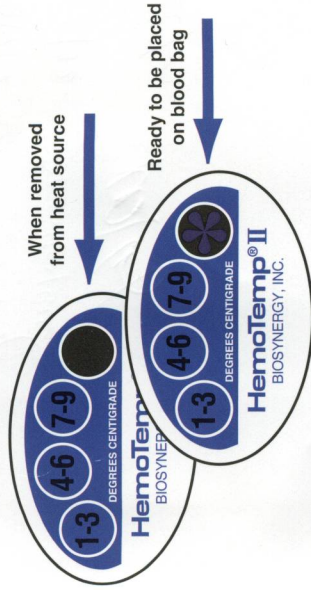
FOR TECHNICAL ASSISTANCE

PLEASE CALL OUR TOLL-FREE NUMBER:
800-255-5274

Indicator Activation, Application and Directions

3. Place the blood bag with the face of the indicator down on a flat (not heated) surface and rotate the bag back and forth to insure proper adhesion.
4. Check the color of the irreversible "flower" on the indicator. **IF IT APPEARS NON-BLUE, THE INDICATOR HAS NOT BEEN PROPERLY ACTIVATED**
5. Place the blood bag with the indicator back into a controlled environment. For calibration leave in controlled environment to ensure the blood bag and indicator have equilibrated.

The indicators may be stored in the HemoTemp® II Activator (#9000), set at 38-42°C for 3 to 4 weeks. Do not exceed this time period.



Please note: The indicator must be heated (to 38-42°C for 60 seconds) and placed on a refrigerated blood bag (between 1-3°C) for proper activation.

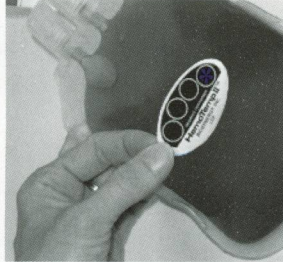
To heat the HemoTemp® II Indicators, place the indicators (irreversible "flower" portion down) into the HemoTemp® II Activator.

DO NOT USE A MICROWAVE OVEN. DO NOT STORE INDICATORS DIRECTLY IN WATER.

1. Pull strip from box and tear off individual HemoTemp® II Indicator at perforation (leave backing on). The irreversible "flower" portion will be a non-blue color under ambient conditions (18-26°C). **Place indicator in HemoTemp® II Activator for at least 60 seconds.**

2. Remove an indicator from the HemoTemp® II Activator. As soon as you start to see the irreversible blue "flower" portion remove the backing on the indicator and press it onto the center or near the bottom of the refrigerated blood bag. **The indicator has now been activated.**

IMPORTANT Before applying HemoTemp® II Indicator to a blood bag, make certain the blood bag (100 gm-500 gm) has been refrigerated at (1-3°C) for at least 10 hours and wiped free of moisture and oil for proper activation.



Product Description

HemoTemp® II Indicator is a core correlated combination irreversible liquid crystal blood temperature indicator and a reversible liquid crystal thermometer for blood during transit and storage outside the blood bank.

The **Reversible** portion of the HemoTemp® II acts as a blood bag thermometer. It is calibrated to display the internal core temperature of the blood between 1-9°C under ambient conditions (18-26°C) and is accurate to ± 0.5°C. If the blood temperature falls below 1°C or rises above 9°C, no numbers will be visible.

The **Irreversible** portion of the HemoTemp® II Indicator "flower" warns when the core temperature of the blood has exceeded approximately 6-10°C. After being activated, the irreversible window retains a blue color for **48 hours** if the blood is stored at 3°C and longer if the blood is stored at lower temperatures. If stored at 6°C, the irreversible window will remain blue for ten hours. As the blood is warmed, the irreversible indicator changes from BLUE to light blue, to a non-blue color, then gray and finally to a brownish color. **INTERPRETATION OF THE IRREVERSIBLE INDICATOR DEPENDS ON THE PRESENCE OR ABSENCE OF A BLUE COLOR.** When the internal core temperature of the blood is approximately 10°C ± 0.5°C, the indicator will lose its blue color. The length of time during which the irreversible indicator retains a blue color decreases as the temperature increases. After the irreversible indicator has lost its blue color it **will not return to blue even if the blood bag is subsequently cooled again.**

Please note when using HemoTemp® II that the irreversible "flower" portion is dependent on both **TEMPERATURE and TIME** at that temperature. For example, if you expose an ice cube to an environment of 40°F it will take a longer time to melt than if exposed to 70°F (time/temperature).

Biosynergy's Family of Products



HemoTemp® for Reversible Blood Bag "Core" Temperature Monitoring
HemoTemp® II for Irreversible/Reversible Blood Bag "Core" Temperature Monitoring
HemoTemp® II Activator for precisely accurate heat activation of the HemoTemp® II Indicator.
StaFreez® for Irreversible Freeze-Thaw Temperature Monitoring
LabTemp® for Reversible Surface Laboratory Temperature Monitoring
TempTrend® for Reversible Surface and Urine Temperature Trend Monitoring
TempTrend® II for Forehead "Core" Temperature Trend Monitoring
Hemo-Cool™ Jr. II for Thermoelectric Blood Cooling and Transport System