


click on CITRIX
click on RDE (Remote Data Entry)

Midas Home Web page for RDE - Windows Internet Explorer

http://fmmidas01/MidasWeb/fmmidas01/


File Edit View Favorites Tools Help



Northern Arizona Healthcare

Select Site to access specific forms

[FMC Forms](#) [VVMC Forms](#) ←




CLICK on VVMC FORMS

Midas Home Web page for RDE - Windows Internet Explorer

http://fmmidas01/fmmidasWeb/fmmidas01/

Midas Home Web page for RDE

File Edit View Favorites Tools Help



Northern Arizona Healthcare

VVMC Forms Available On-Line

- [VVMC DNV Corrective Action \(Not Risk\)](#)
- [VVMC Adverse Drug Reaction \(ADR\)](#)
- [NAH Fall Form](#)
- [VVMC General Incident / Occurrence](#)
- [VVMC Good Catch Form](#)
- [VVMC Medication Variance Form](#)
- [VVMC Procedure/Test Form](#) ← *
- [VVMC Employed Physician Clinic](#)

VVMC Procedure/Test form



Remote Data Entry

Form: VVMC PROCEDURE/TEST

Select the Facility and Event Date

Facility:

Event Date:

Affected Individual: Patient
 Non-Patient

Previous

Next

- Use non patient if it is an unknown patient - otherwise use patient.
- enter date of event
 - dropdown for VVMC



Remote Data Entry

Form: VVMC PROCEDURE/TEST

Select the Facility and Event Date

Facility: Verde Valley Medical Center ▾

Event Date: 5/15/2015 📅

Affected Individual: Patient
 Non-Patient

Previous

Next

Click "Next"

Midas+ Remote Data Entry - Windows Internet Explorer

Midas+ Remote Data Entry

Form: VVMC PROCEDURE/TEST

Select a Patient and Encounter

Lookup By: Name Number

Facility: Verde Valley Medical C Event Date: 5/1/2015

Last Name: First Name:

Encounters

17:57 until timeout User: NOT AUTHENTICATED Version: 2012.1.5 (MAA on FMIDA501)

ENTER THE PATIENT'S NAME (LAST, FIRST)
and look up - The screen must be
completely open to see the look up button
(see next view) - You must click on
the full screen button to enlarge the
screen.

Midas+ Remote Data Entry - Windows Internet Explorer

Midas+ Remote Data Entry

Form: VVMC PROCEDURE/TEST

Select a Patient and Encounter

Lookup By: Name Number

Facility: Verde Valley Medical Ci Event Date: 5/15/2015

Last Name: brown First Name: Arinda

Lookup

Encounters

Patient Name	Birth Date	Encounter Type	Enc. Start Date	Discharge Date	Location
BROWN,ARLINDA E	<Blocked>	Emergency	5/15/2015	5/15/2015	VVMC ED
BROWN,ARLINDA E	<Blocked>	Outpatient	5/15/2015	5/15/2015	VVMC Laboratory
BROWN,ARLINDA E	<Blocked>	Recurring Outpatient	4/24/2015	5/15/2015	VVMC Camp Verde Clinic

OK **Cancel** **Help**

17:24 until timeout User: NOT AUTHENTICATED Version: 2012.1.5 (PAA on F1M10AS01)

This is what it should look like.

Select a Patient and EncounterLookup By: Name NumberFacility: Event Date: Last Name: First Name: **Encounters**

Patient Name	Birth Date	Encounter Type	Enc. Start Date	Dischar
BROWN,ARLINDA E	<Blocked>	Emergency	5/15/2015	5/15/201
BROWN,ARLINDA E	<Blocked>	Outpatient	5/15/2015	5/15/201
BROWN,ARLINDA E	<Blocked>	Recurring Outpatient	4/24/2015	5/15/201

*Click on the correct encounter
and hit "OK" (not shown on
this screen shot)*

Laboratory/Specimen Related is a choice

Midas+ Remote Data Entry - Windows Internet Explorer

Midas+ Remote Data Entry

Form: VVMC PROCEDURE/TEST

Northern Arizona Healthcare
Verde Valley Medical Center

Procedure/Test

To exit without saving, click the X in the upper right corner of this window. Do not use the back arrow.

Facility: Verde Valley Medical Center

Event Date: 5/3/2015

Time: 3:50 AM

Entered by: DANIELSON, DOROTHY

Event No.: 15-2239

Event Type: [Ellipsis]

Location (where event occurred):

Code	Description
118	Procedure/Test, Delayed
119	Procedure/Test, Hosp Procedure not followed
124	Procedure/Test, Not ordered
126	Procedure/Test, Return to surgery
128	Procedure/Test, Surgical cancellation
167	Procedure/Test, Incorrect results
170	Procedure/Test, No results
287	Procedure/Test, radiation dose
311	Procedure/Test, Standards issue

Non-Patient ID:

Non-Patient Name:

Employee Witnesses:

Submit
Discontinue
Cancel

Help

19:31 until timeout User: NOT AUTHENTICATED Version: 2012.1.5 (11/14/14 on Feb10/14/2014)

Laboratory/Specimen Related is **NEW** – You should pick this unless it is not appropriate (unrelated to Lab)


REQUIRED:
(BOLD)

Enter the TIME


ENTERED BY: YOUR NAME

EVENT TYPE: CLICK ON ELLIPSIS BUTTON 

LABORATORY/SPECIMEN RELATED IS THE
FIRST CHOICE – CLICK ON THAT –

LAB EVENT PARAMETER: CLICK ON ELLIPSIS 
CHOICES WILL COME UP –

LOCATION: VVMC ED (example)

 CLICK ON
if you don't
know –

Midas+ Remote Data Entry - Windows Internet Explorer

Midas+ Remote Data Entry

Form: VVMC PROCEDURE/TEST

Facility: Verde Valley Medical Center
Event Date: 5/3/2015
Time: 3:50 AM
Entered by: DANIELSON,DOROTHY
Event No.: 15-2239
Event Type: Laboratory/Specimen Related
Lab Event Parameter: Specimen Issue
Lawson ID (enter number): DANIELSON,DOROTHY
Location (where event occurred): VVMC Laboratory
Non-Patient ID: Other
Non-Patient Name: danielson, dorothy
Employee Witnesses:
Physician Witnesses:
Other Witnesses:

Submit
Description
Cancel

Help

11:23 until timeout User: NOT AUTHENTICATED Version: 2012.1.5 (116A n: F1010430)

Example:

If you don't know the name you can enter the lawson number and the name will fill in.

Midas+ Remote Data Entry - Windows Internet Explorer

Midas+ Remote Data Entry

Form: VVMC PROCEDURE/TEST

Employee Witnesses: [Text Box]

Physician Witnesses: [Text Box]

Other Witnesses: [Text Box]

Phys Notified: Yes No

Resident Involved, if applicable: [Text Box]

Refer to Nursing Peer Review Committee: Yes No N/A <blank>

Comments: [Text Box] Illustration of RDE process for Laboratory

Buttons: Submit, Description, Cancel, Help

19:02 until timeout User: NOT AUTHENTICATED Version: 2012.1.5 (PAA on FHMIDAS01)

Final step:
 ← SUBMIT

additional comments - only if necessary (brief)

If you notified the Physician hit "yes" on the Radio button. Since the information is in Cerner you don't need to fill it in.

If results were changed you should comment: Results changed - specimen credited - just a brief explanation.