


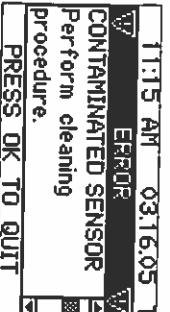


INTENDED USE: The MEDTOXScan[®] Cleaning Cassette is solely intended to clean the color Contact Imaging Sensor (CIS) in the MEDTOXScan[®] Reader. The Cleaning Cassette should be used in conjunction with the MEDTOXScan[®] QC Test Devices as outlined below to confirm that the cleaning procedure has worked.

CONTENTS: One MEDTOXScan[®] Cleaning Cassette – Part Number 833076

LOT: 16147
EXP: 06/03/2020

PROCEDURE:

This procedure is appropriate if you get incorrect results running the QC Test devices or if the MEDTOXScan[®] Reader displays the "CONTAMINATED SENSOR" error message.

<p>1) DISCONNECT the MEDTOXScan[®] Reader from the power supply for cleaning.</p>	<p>4) Place moist cleaning cassette in drawer. While holding down the Eject button, slowly move the drawer in and out 10 times.</p>	<p>5) If the cleaning pad is visibly discolored, remove the Cleaning Cassette from the Reader drawer. Repeat Steps 2 - 4.</p>	<p>9) If QC fails or if the "CONTAMINATED SENSOR" error message displays after the first cleaning procedure, repeat Steps 1 - 8.</p>
<p>2) Rinse the MEDTOXScan[®] Cleaning Cassette under running tap water. Apply one drop of mild liquid hand soap or detergent. Rinse thoroughly to remove any soap remnants.</p>	 <p>Use the "tape tail" attached to the cleaning cassette to pull the drawer out while holding down the Eject button.</p>	<p>6) When finished cleaning the sensor, remove the Cleaning Cassette from the Reader drawer.</p> <p>7) Re-connect power supply and power on the MEDTOXScan[®] Reader.</p>	 <p>10) If QC still fails or if the "CONTAMINATED SENSOR" error message displays after the cleaning procedure has been conducted twice, call Technical Support and do not report results from the Reader.</p>
<p>3) Remove excess water by blotting on paper towels.</p> 		<p>8) If the Welcome screen appears, then perform a QC Check using the MEDTOXScan[®] Positive and Negative QC Test Devices to confirm that the Reader is clean and the Reader is functioning properly.</p>	<p>For complete QC and troubleshooting procedure refer to the MEDTOXScan[®] User Manual or call Technical Support at 1-800-832-3244.</p>

STORAGE:

Cleaning Cassettes are single use, disposable devices. Store at room temperature (18 - 25 °C or 64 - 77 °F) in unopened bag. Do not use past the expiration date.

PRECAUTIONS:

Do Not Use the Cleaning Cassette if it appears damaged in any way. Contact Technical Support at 1-800-832-3244 for replacement.

Only Use water and mild liquid hand soap / detergent to clean the cassette.

Do Not use an over-saturated cassette in MEDTOXScan[®] Reader. Always blot off excess water before inserting in the Reader.

MEDTOX Diagnostics, Inc., 1238 Anthony Road, Burlington, North Carolina 27215
www.medtox.com Technical Support & Supplies: (800) 832-3244