



# **BSC Monthly Cleaning**

By Eric St Germain- 2015

# Below work Surface cleaning


- Cleaning below the BSC work surface is necessary to prevent corrosion
- To be performed at the beginning of each month
- Complete documentation in the BSL III Hood monitoring book (white book)



# Work Surface cleaning


## Procedure:

1. Pull up on the quarter size disc in one of the corners.




# Work Surface cleaning

2. Place a wide microcentrifuge rack between the top work surface and the padded arm rest.
3. Repeat this process on the other side of the hood.




# Work Surface cleaning

4. Wipe the bottom area with a paper towel that has been wet with water. Wipe each section from the tape edge to just under the arm rest.



# Work Surface cleaning

5. Make sure the support braces are perpendicular to the arm rest.



# Work Surface cleaning

6. Remove the microcentrifuge racks one at a time and gently lower the work surface back into place. Be careful not to pinch your fingers.
7. Document task was completed in the Hood Monitoring book.

If you have any questions please see the lead BT Trainer

