

# **Entering/Exiting the BSL III with Maximum Personal Protective Equipment**

# Entering the BSL III room 104

- Scan your ID badge to enter room 103
- Sign into the 'BSL3 Suite Activity Log' located outside of the door to room 104
  - Record date, time in, name and check off the box for 'work with infectious agent or material'

BSL3 SUITE ACTIVITY LOG							
Entry Date	Time In	Time Out	Name (PRINT) RO Authorized Personnel	Name (PRINT) Non-authorized Personnel [Informational Handout for Visitors, Maintenance, Service and Housekeeping Personnel on File]	CHOOSE ONLY ONE EXPLANATION		
					Work with infectious agent or material (PPE Required) (✓)	Not working with infectious agent or material (e.g., housekeeping / Maintenance / Service / Repair) (✓)	
Date 9 / 9 /2013	Time In 10:24	Time Out	E. St Germain		<input checked="" type="checkbox"/>	<input type="checkbox"/>	
Date / /2013	Time In	Time Out			<input type="checkbox"/>	<input type="checkbox"/>	

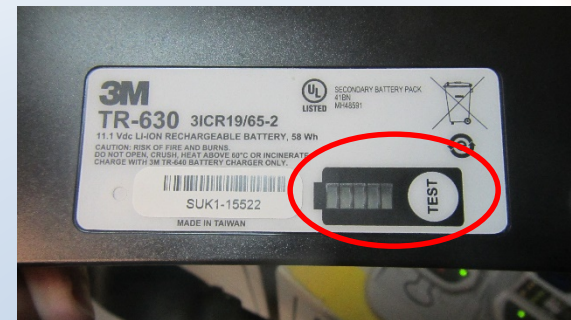
# Entering the BSL III room 104

- Scan your ID badge to enter room 104
- PPE Required to enter the BSL III
  - Shoe Covers
  - Two pairs of gloves
  - Gown
  - PAPR belt
  - PAPR hood



# PAPR Check

- Select a Battery and remove from the charger. Write the Battery # on the PAPR QC Chart.
- On the underside of the battery, press and hold the 'Test' button until all the lights are green. Put a check mark on the PAPR QC Chart.
- Install the battery by clicking in place and turn on unit.



Unit ID	Day	1	2	3
1	Assembly			
	Inspection			
	Battery #	2		
	Battery Test	✓		
	Flow Meter	✓		
	Low Flow			
	Alarm Check			

# PAPR Check

- Check the flow meter to verify the floating ball is at or above 'zone F' and put a check mark on the PAPR QC Chart.
- Check the 'Low Flow Alarm' by covering the air hole with your hand until the alarm sounds and the button turns red. Place a check mark on the PAPR QC Chart.

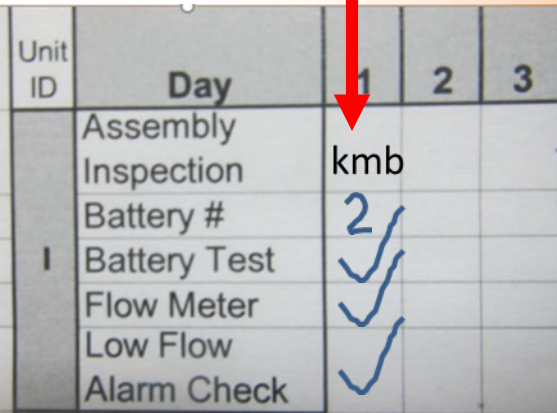


# Donning your PPE

1. Put on shoe covers.
2. Put on gown.
3. Put on 1<sup>st</sup> pair of gloves and tape them to the cuffs of the gown.
4. Put on PAPR belt or backpack.

# Donning your PPE

5. Plug the hood hose into the PAPR belt and do a hood check. Place the hood on your head, verify that you can feel the air in the hood. Complete the PAPR QC log.
6. Put on a second pair of gloves.
7. You are now ready to enter the BSL III.



Unit ID	Day	1	2	3
	Assembly			
	Inspection	kmb		
	Battery #	2		
I	Battery Test	✓		
	Flow Meter	✓		
	Low Flow	✓		
	Alarm Check	✓		

# Entering the BSL III room 105

- Check the ping pong ball air sensor over the door to room 105. If you do not see the ball, you may enter the room. If you see the ball, do not enter and contact your supervisor.
- Enter your 5 digit code and press \* to enter.






# Exiting the BSL III

- Wipe down your hood and shroud with a bleach wipe and remove your most outer layer pair of gloves in the laboratory.
- Leave the BSL III and step into the yellow tape zone in room 104.
- Remove your hood and hang on a hook.
- Remove the PAPR belt and place on the outside of the yellow tape.
- Remove the tape from your 1<sup>st</sup> pair of gloves and remove your gown. Place in biohazard box.

# Exiting the BSL III

- Remove one shoe cover and step outside of the yellow zone. Repeat for the second shoe cover. Place in the biohazard box.
- Remove gloves and place in the biohazard box.
- Remove the battery and place on the charging station, place belt/backpack back on shelf and wash your hands.
- Leave room 104 and sign out of the Activity Log in room 103 by entering the time out.

BSL3 SUITE ACTIVITY LOG						
Entry Date	Time In	Time Out	Name (PRINT) RO Authorized Personnel	Name (PRINT) Non-authorized Personnel [Informational Handout for Visitors, Maintenance, Service and Housekeeping Personnel on File]	CHOOSE ONLY ONE EXPLANATION	
					Work with infectious agent or material (PPE Required) (✓)	Not working with infectious agent or material (e.g., housekeeping / Maintenance / Service / Repair) (✓)
Date 9 / 9 /2013	Time In 10:24	Time Out 2:54	E. St Germain			
Date / /2013	Time In	Time Out				

# BSL III Entry/Exit with maximum PPE

Please take the quiz online: Passing grade is 80%

## Questions?

Please send an email to:

Eric St Germain, BT Coordinator

Larry King, PI

Beth Kolp, RO, LSO

Tammy Bannerman, ARO