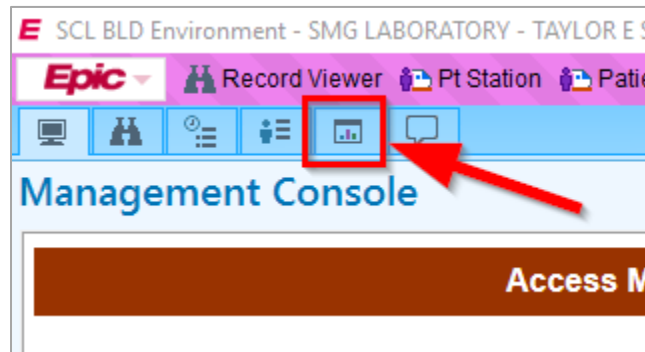


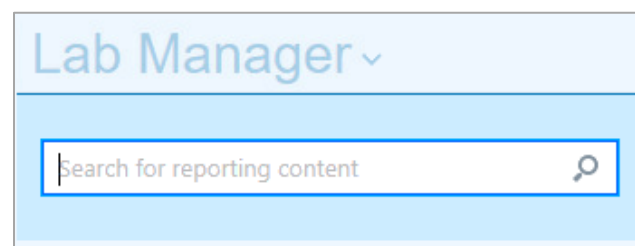
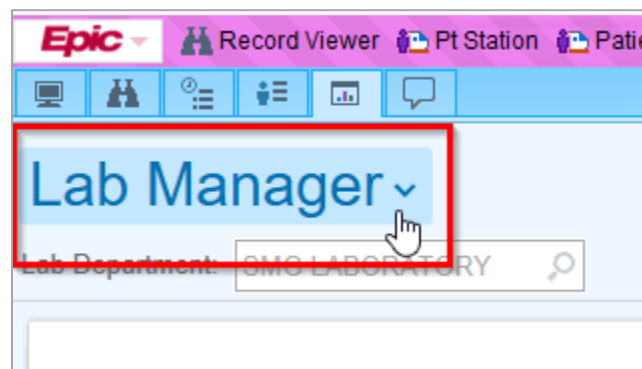
This job aid will instruct you on how to navigate to the Beaker Learning Home Dashboard.

Navigating to the Beaker Learning Home Dashboard

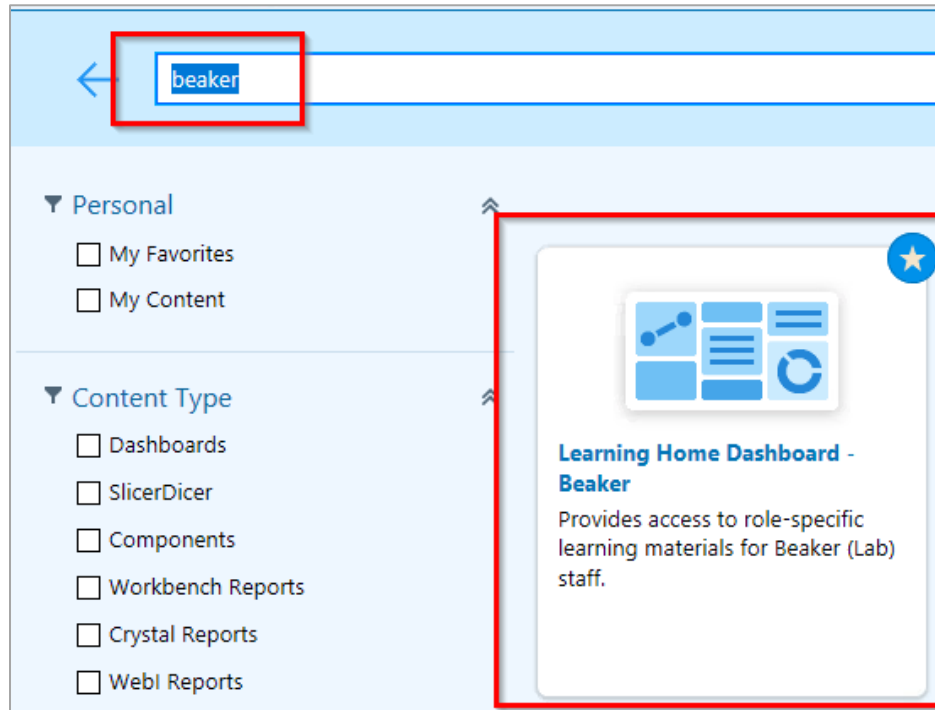
1. Navigate to the **My Dashboards** activity. This activity is located alongside the other user activity tabs in the top left hand side of the screen.



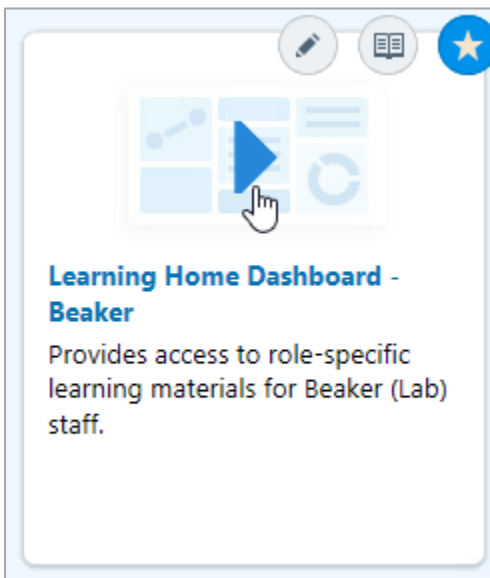
2. When you open the Dashboard activity, you may not be brought to the Learning Home Dashboard (LHD) right away. Instead, you may need to search for it. To do so, **click the title of the current dashboard** (in this case, Lab Manager). This will open the search activity for all reporting content.



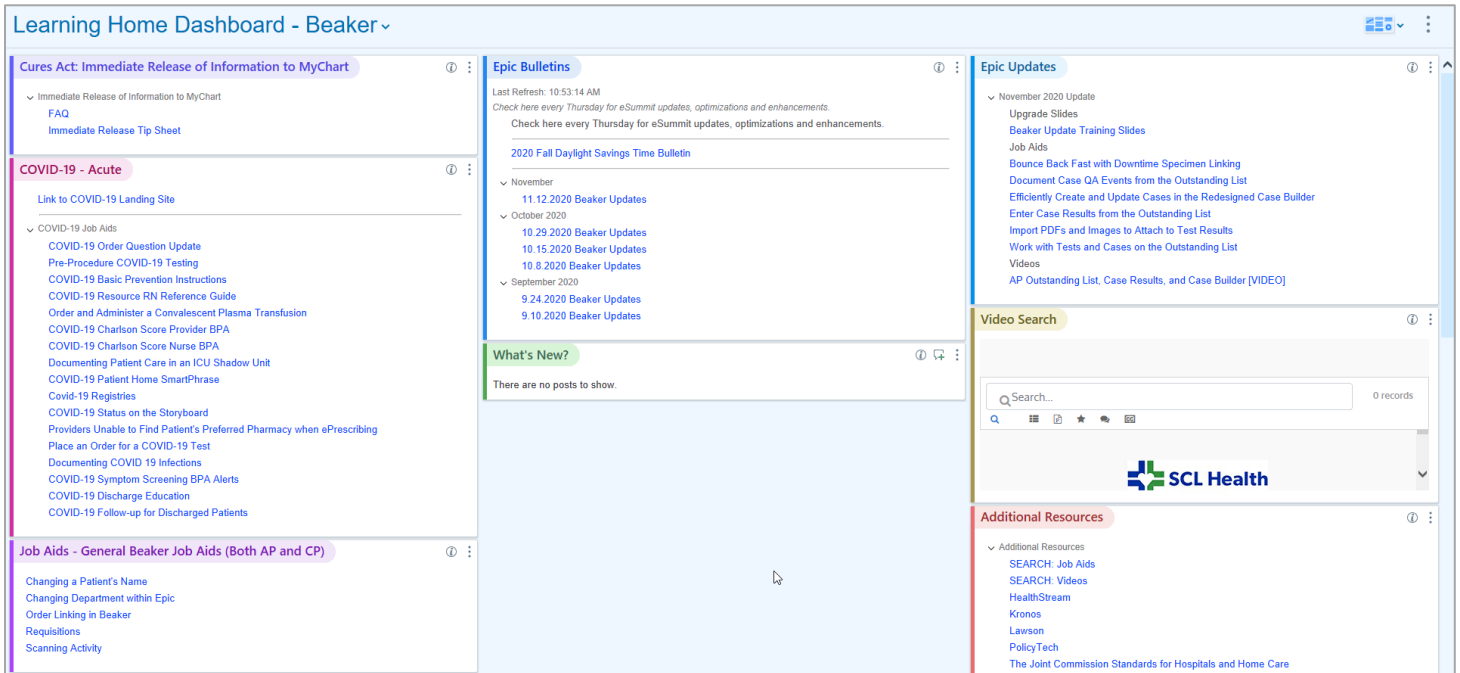
3. In the search bar, type "Beaker" and hit the Enter key. This will bring up all reporting content containing the word "Beaker." The Beaker LHD should be the first result listed.



4. Hover your mouse over the dashboard. You'll notice a play button has appeared. Click this to run the Dashboard.



- You are now on the Beaker Learning Home Dashboard. Click any of the hyperlinks listed to explore learning content, updates, bulletins, and additional resources such as PolicyTech.



Learning Home Dashboard - Beaker

- Cures Act: Immediate Release of Information to MyChart**
 - Immediate Release of Information to MyChart
 - FAQ
 - Immediate Release Tip Sheet
- COVID-19 - Acute**
 - Link to COVID-19 Landing Site
 - COVID-19 Job Aids
 - COVID-19 Order Question Update
 - Pre-Procedure COVID-19 Testing
 - COVID-19 Basic Prevention Instructions
 - COVID-19 Resource RN Reference Guide
 - Order and Administer a Convalescent Plasma Transfusion
 - COVID-19 Charlson Score Provider BPA
 - COVID-19 Charlson Score Nurse BPA
 - Documenting Patient Care in an ICU Shadow Unit
 - COVID-19 Patient Home SmartPhrase
 - Covid-19 Registries
 - COVID-19 Status on the Storyboard
 - Providers Unable to Find Patient's Preferred Pharmacy when ePrescribing
 - Place an Order for a COVID-19 Test
 - Documenting COVID 19 Infections
 - COVID-19 Symptom Screening BPA Alerts
 - COVID-19 Discharge Education
 - COVID-19 Follow-up for Discharged Patients
- Job Aids - General Beaker Job Aids (Both AP and CP)**
 - Changing a Patient's Name
 - Changing Department within Epic
 - Order Linking in Beaker
 - Requisitions
 - Scanning Activity
- Epic Bulletins**

Last Refresh: 10:53:14 AM
Check here every Thursday for eSummit updates, optimizations and enhancements.
Check here every Thursday for eSummit updates, optimizations and enhancements.

2020 Fall Daylight Savings Time Bulletin

 - November
 - 11.12.2020 Beaker Updates
 - October 2020
 - 10.29.2020 Beaker Updates
 - 10.15.2020 Beaker Updates
 - 10.8.2020 Beaker Updates
 - September 2020
 - 9.24.2020 Beaker Updates
 - 9.10.2020 Beaker Updates
- Epic Updates**
 - November 2020 Update
 - Upgrade Slides
 - Beaker Update Training Slides
 - Job Aids
 - Bounce Back Fast with Downtime Specimen Linking
 - Document Case QA Events from the Outstanding List
 - Efficiently Create and Update Cases in the Redesignated Case Builder
 - Enter Case Results from the Outstanding List
 - Import PDFs and Images to Attach to Test Results
 - Work with Tests and Cases on the Outstanding List
 - Videos
 - AP Outstanding List, Case Results, and Case Builder [VIDEO]
- Video Search**

Search... 0 records

SCL Health
- Additional Resources**
 - Additional Resources
 - SEARCH: Job Aids
 - SEARCH: Videos
 - HealthStream
 - Kronos
 - Lawson
 - PolicyTech
 - The Joint Commission Standards for Hospitals and Home Care