

## 283.482 How to collect a Throat Swab Quidel

### Copy of version 1.0 (approved and current)

Last Approval or  
Periodic Review Completed 11/2/2023

Next Periodic Review  
Needed On or Before 11/2/2025

Effective Date 11/2/2023

Controlled Copy ID 37913

Location each cboc

Organization West Texas VAHCS

### Comments for version 1.0

Initial version

### Approval and Periodic Review Signatures

Type	Description	Date	Version	Performed By	Notes
Approval	Lab Director	11/2/2023	1.0	<i>yahyaalshimali</i> JohnYahya Eshimali	

### Version History

Version	Status	Type	Date Added	Date Effective	Date Retired
1.0	Approved and Current	Initial version	10/20/2023	11/2/2023	Indefinite

# How To...

## Obtain a Throat Swab Specimen\*

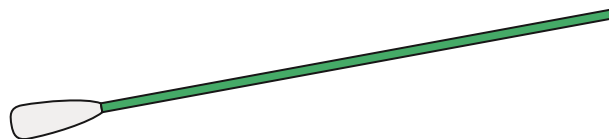
### Preparing the Patient

Choose a well-lit room.

Stand directly in front of the patient. Place the patient in a comfortable sitting position facing a light source. Avoid touching the swab tip to any surface other than the tonsil area.

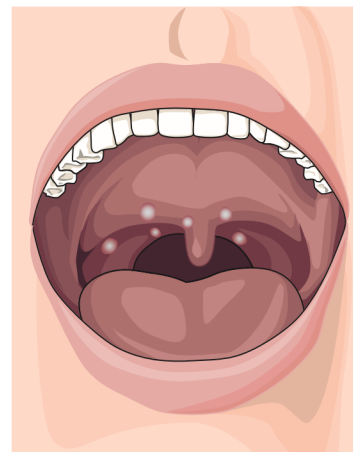
### Remove the Swab

Remove the sterile swab from the protective packaging. Hold the swab firmly by the handle. **DO NOT** place the swab on any surface once it is removed from the protective packaging.



### PATIENT INSTRUCTIONS

- Instruct patient to open mouth as wide as possible.
- Instruct patient to say "ahh." The tonsil area may be reddened, swollen, or have white patches.



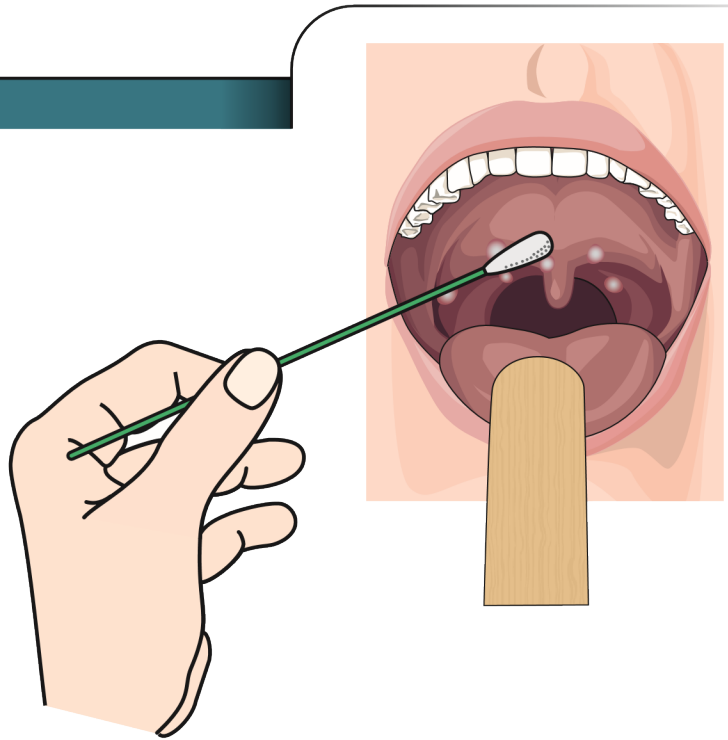
# How To...

## Obtain a Throat Swab Specimen (continued)

### OBTAINING A SPECIMEN

- Direct the tip toward the tonsil area.
- DO NOT touch the swab tip to any other area of the mouth, including the tongue.

*Collect throat swab samples by standard clinical methods. Depress the tongue with a tongue blade or spoon. Be careful not to touch the tongue, sides or top of the mouth with the swab. Rub the swab on the back of the throat, on the tonsils, and in any other area where there is redness, inflammation or pus.*



### OBTAINING A SPECIMEN (con't.)

- Touch the swab tip to the tonsil area.
- Rub the swab tip quickly and firmly over this area to obtain a good sample.
- Remove swab from mouth (without touching any surface).
- A gag reflex reaction is very common when a good sample is obtained.
- It is recommended that the swab specimen be processed as soon as possible after collection.

