

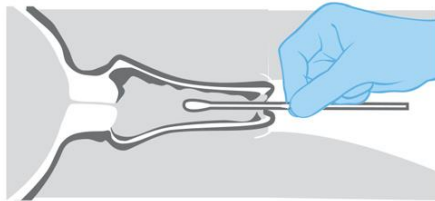
AmniSure ROM Test Training Materials

Visit this website for video training:

<https://herqiagen.com/amnsure/training-materials/>

AmniSure 4-Step Testing Procedure*

1

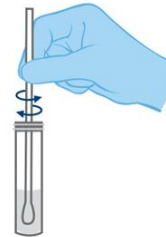


Collect sample

1 minute - collection.

Collect sample of vaginal discharge with sterile collection swab (no speculum required).

2



Transfer to solvent

1 minute - dilution.

Rinse specimen swab in solvent vial. **Discard swab.**

3

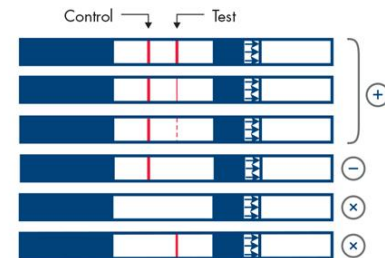


Insert test strip

10 minutes - removal of test strip.

Insert test strip into vial to initiate PAMG-1 detection. Remove the test strip after 10 minutes and then read the test results within 5 minutes.

4



Read results

Remove test strip from vial, observe and record results.

Do not read after 15 minutes have passed since inserting the strip into the vial. **Note: Faint or broken lines should always be read as positive.**