


A, B, C, D and Quality

Quality Plan / cGMP/ Safety and Downtime Annual Review




Quality Plan Review

Discuss and Quiz




Be Safe in the Lab

EPG Review and Fire Quiz



Corrections and Deviations

Proper Error Corrections
and Preparing Unplanned Deviation



Downtime Actions

Downtime Practice -
Patient History Check and Printing

Review and Activity by Topic

Section	SOPs Referenced in the Training
A Quality Plan	<p>BB SOP Quality Systems Plan: Transfusion Service v.3 Procedure: Notification of FDA and Other Accrediting Agencies v.3</p> <p>DPLM SOP Quality Management System Policies and Procedures for DPLM v.5</p> <p>+++++</p> <ul style="list-style-type: none"> Review the Quality Plan with trainer. Complete the Q and A with trainer.
Be Safe in the Lab	<p>DPLM SOP Safety Management Program v.5 Procedure: Laboratory Safety: Standard Operating Procedures v.5 Laboratory Safety Training v.5 Fire Safety v.5</p> <p>+++++</p> <ul style="list-style-type: none"> Identify the Safety Measures in the Lab Complete the Fire Extinguisher Training form. Identify the location of the fire extinguisher and the disaster box.
Corrections and Deviations	<p>BB SOP Procedure: Correction of Documentation Errors v.3</p> <p>DPLM SOP: Clerical Errors, Exceptions and Deviations: Prevention, Detection, Corrections and Reporting v.7</p> <p>+++++</p> <p>++</p> <ul style="list-style-type: none"> Review common documentation errors. Complete worksheet of documentation errors and error correction.
Downtime Actions	<p>BB SOP Procedure: Cerner Downtime and Recovery v.4 Procedure: Using BB PTC Viewer v.3 Procedure: Printing ISBT Labels Using Digi-Trax Standalone Printer v.3</p> <p>DPLM SOP Computer System Downtime and Recovery Operations v.5</p> <p>+++++</p> <p>++++</p> <ul style="list-style-type: none"> Look up a patient in downtime viewer, per SOP. Print out a ISBT label on Hematrix. Find the downtime folder