


DAILY INSPECTION,
CLEANING AND
MAINTENANCE FOR
ABBOTT PRECISION
XCEED PRO
GLUCOSE METERS





CHECK EACH METER DAILY FOR:


- SURFACE CRACKS, DENTS, BREAKS OR OTHER EVIDENCE OF DAMAGE
 - MISSING SCREWS OR STRIP HOLDER
 - MALFUNCTIONING LASER
 - MALFUNCTIONING KEYS
 - RATTLING
 - DAMAGE TO BATTERY COMPARTMENT OR COVER
 - LABELS, STICKERS OR ADHESIVE THAT HARBOR HARMFUL MICROBIALS
- 

MISSING SCREW UNDER STRIP HOLDER



METER SHOULD HAVE NO LABELS OR TAPE ATTACHED

- INCORRECT



- CORRECT



MISSING STRIP HOLDER




REMOVE ADHESIVE TO ACHIEVE EFFECTIVE DISINFECTION AND CLEANING



AVOID RESIDUE ON SURFACE AND METER SCREEN. DO NOT USE UNAPPROVED CLEANING MATERIALS. WIPE AWAY EXCESS MOISTURE

INCORRECT



CORRECT



**GENTLY SHAKE METER WHILE OFF. IT SHOULD NOT
RATTLE.**

(CLICK IMAGE FOR VIDEO)



USE ONLY APPROVED WIPES TO CLEAN METERS. **WIPE ALL SURFACES.** CLEAN BETWEEN EACH PATIENT, WHENEVER METER APPEARS SOILED OR CONTAMINATED WITH BLOOD AND AT LEAST ONCE PER SHIFT (CLICK CENTER IMAGE FOR VIDEO)

- NOTE: USE BLEACH WIPES FOR PATIENTS WITH C. DIFFICILE **ONLY.** WIPE METER. ALLOW TO SIT 10 MINUTES. **WIPE AGAIN WITH ALCOHOL WIPE TO REMOVE ALL RESIDUE.**



**WIPE DOCKING STATION PRIOR TO DOWNLOADING
CLEAN METER TO AVOID CROSS CONTAMINATION
(CLICK IMAGE FOR VIDEO)**




OPERATE METER ON FLAT SURFACE AT ALL TIMES TO AVOID CONTAMINATION WITH BLOOD
AND CONTROL SOLUTION
BLOOD AND CONTROL MATERIAL THAT SEEP INTO STRIP HOLDER CAN DAMAGE METER OVER
TIME



INCORRECT VS CORRECT POSITION OF METER DURING TESTING

INCORRECT



CORRECT





**QUESTIONS?
NEED TO REPLACE A
METER?
CALL LISA LEE AT EXT.
721 24 OR EMAIL TO
LISA.LEE10@VA.GOV**