



Sofia®
Strep A+ FIA

For use with Sofia and Sofia 2
CLIA Complexity: Waived

For *in vitro* diagnostic use.

Rx ONLY

A Certificate of Waiver is required to perform this test in a CLIA waived setting. This test may also be used by laboratories that perform moderate and high complexity testing. To obtain a Certificate of Waiver, please contact your state health department. Additional CLIA waiver information is available at the Centers for Medicare and Medicaid website at www.cms.hhs.gov/CLIA or from your state health department.

Failure to follow the instructions or modification to the test system instructions will result in the test no longer meeting the requirements for waived classification.



INTENDED USE

The Sofia Strep A+ FIA detects Group A Streptococcal antigens from throat swabs from patients with signs and symptoms of pharyngitis, such as sore throat. All negative test results should be confirmed by either bacterial culture or an FDA-cleared molecular assay because negative results do not preclude Group A Strep infection and should not be used as the sole basis for treatment. The test intended for professional and laboratory use as an aid in the diagnosis of Group A Streptococcal infection.

The Sofia Strep A+ FIA may be used with Sofia or Sofia 2.

SUMMARY AND EXPLANATION

Group A Streptococcus is one of the most common causes of acute upper respiratory tract infection. Early diagnosis and treatment of Group A Streptococcal pharyngitis has been shown to reduce the severity of symptoms and serious complications such as rheumatic fever and glomerulonephritis.^{1,2} The primary means of identifying Group A Streptococcal species are by employing culture, immunological and/or molecular procedures. Conventional procedures for identification of Group A Streptococcus from throat swabs involve the culture, isolation, and subsequent identification of viable pathogen at 24 to 48 hours or longer for results.^{3,4} Rapid antigen detection tests, such as the Sofia Strep A+ FIA, are among the most commonly employed diagnostic aids for Group A Streptococcus, due to the rapid turn-around time and ease of use. Recently, a number of new *in vitro* diagnostics that employ molecular-based nucleic acid amplification technologies have become available. These provide identification of Group A Streptococcus with high accuracy in significantly less than 24 hours.

PRINCIPLE OF THE TEST

The Sofia Strep A+ FIA employs immunofluorescence technology that is used with Sofia or Sofia 2 to detect Group A Streptococcal antigen.

The Sofia Strep A+ FIA involves the extraction of the antigenic components of the Group A Streptococcus (GAS) bacteria. The patient's Swab sample is placed in the Reagent Tube containing the Reagent Solution, during which time the bacterial antigens are extracted, making them more accessible to the specific antibodies. An aliquot of the extracted sample is dispensed into the Test Cassette sample well. From the sample well, the sample migrates through a test strip containing various unique chemical environments. If Group A Streptococcal antigens are present, they will be bound by antibodies coupled to fluorescent microparticles that migrate through the test strip. The fluorescent microparticles containing bound antigen will be captured by antibodies at a defined location on the test strip where they are detected by Sofia or Sofia 2. If antigens are not present, the fluorescent microparticles will not be trapped by the capture antibodies nor detected by Sofia or Sofia 2.

Depending upon the user's choice, the Test Cassette is either placed inside of Sofia or Sofia 2 for automatically timed development (WALK AWAY Mode) or placed on the counter or bench top for a manually timed development and then placed into Sofia or Sofia 2 to be scanned (READ NOW Mode).

Sofia or Sofia 2 will scan, measure, and interpret the immunofluorescent signal using method-specific algorithms. Sofia or Sofia 2 will display the test results (Positive, Negative, or Invalid) on the screen.

REAGENTS AND MATERIALS SUPPLIED

25-Test Kit:

- Individually Packaged Test Cassettes (25): Polyclonal rabbit anti-Group A Streptococcus antibodies
- Reagent Tubes (25)
- Reagent Solution Bottles (25): 4M Sodium Nitrite and 0.4N Hydrochloric Acid inside glass ampoule
- Sterile Rayon Throat Swabs (25)
- Clear 120 µL Fixed Volume Pipettes (25)
- Positive Control Swab (1): Swab is coated with heat-inactivated, non-infectious Group A Streptococcus
- Negative Control Swab (1): Swab is coated with heat-inactivated, non-infectious Group C Streptococcus
- Package Insert (1)
- Quick Reference Instructions (1)
- QC Card (located on kit box)
- Printer Paper (1)

MATERIALS NOT SUPPLIED IN KIT

- Timer or watch
- Sofia or Sofia 2
- Calibration Cassette (supplied with the Sofia Installation Pack or Sofia 2)
- Swab/transport system for culture or an FDA-cleared molecular method

WARNINGS AND PRECAUTIONS

- For *in vitro* diagnostic use.
- Do not use the kit contents beyond the expiration date printed on the outside of the box.
- Use appropriate precautions in the collection, handling, storage, and disposal of patient samples and used kit contents.⁵
- Use of Nitrile or Latex (or equivalent) gloves is recommended when handling patient samples.⁵
- Do not reuse any used Test Cassettes, Reagent Tubes, Fixed Volume Pipettes, solutions, or Control Swabs.
- The Calibration Cassette must be kept in the provided storage pouch between uses.
- To obtain accurate results, the Package Insert instructions must be followed.

- Inadequate or inappropriate sample collection, storage, and transport may yield false test results.
- Sample collection and handling procedures require specific training and guidance.
- Use the rayon-tipped Swabs, provided with this assay, to collect throat samples. Do not use calcium alginate, cotton-tipped or wooden shaft swabs.
- The user should never open the foil pouch of the Test Cassette exposing it to the ambient environment until the Test Cassette is ready for immediate use.
- Discard and do not use any damaged Test Cassette or material.
- The Reagent Solution contains an acidic solution. If the solution contacts the skin or eye, flush with copious amounts of water.
- The Reagent Solution Bottle contains glass; break cautiously, and only squeeze once to break the ampoule.
- If the Reagent Solution Bottle is missing the glass ampoule, if the solution is green prior to the breaking of the ampoule, or if the solution does not turn green after breaking the glass and shaking, discard and use another Reagent Solution Bottle.
- Do not pour samples from the Reagent Tube into the Test Cassette sample well. Use the provided Clear 120 µL Fixed Volume Pipette when adding the sample to the Test Cassette.
- If using WALK AWAY Mode, DO NOT allow the Test Cassette to develop on the bench or counter top prior to placing the Test Cassette into Sofia or Sofia 2.
- If using READ NOW Mode, allow the Test Cassette to develop for the full 5 minutes BEFORE placing it into Sofia or Sofia 2.
- Do not write on the barcode or top of the Test Cassette. This is used by Sofia or Sofia 2 to identify the type of test being run and the Test Cassette's expiration date.
- Do not attempt to scan a Test Cassette more than one time. The barcode on the Test Cassette contains a unique identifier that will prevent Sofia or Sofia 2 from performing a second read on a previously scanned Test Cassette. An error message will be displayed if a Test Cassette is scanned more than once on the same Sofia or Sofia 2.
- As the detection reagent is a fluorescent compound, no visible results will form on the test strip. Sofia or Sofia 2 must be used for result interpretation.
- Testing should be performed in an area with adequate ventilation.
- Dispose of containers and unused contents in accordance with Federal, State and Local requirements.
- Wear suitable protective clothing, gloves, and eye/face protection when handling the contents of this kit.
- Wash hands thoroughly after handling.
- For additional information on hazard symbols, safety, handling and disposal of the components within this kit, please refer to the Safety Data Sheet (SDS) located at quidel.com.

KIT STORAGE AND STABILITY

Store the kit at room temperature, 59°F to 86°F (15°C to 30°C), out of direct sunlight. Kit contents are stable until the expiration date printed on the outer box. Do not freeze.

QUALITY CONTROL

There are three types of Quality Control for Sofia or Sofia 2 and the Test Cassette: Calibration Check Procedure, Built-in Procedural Control Features, and External Controls.

Sofia Calibration Check Procedure

Note: This is a "Calibration Check" procedure.

The Calibration Check Procedure should be performed every 30 days. Sofia can be easily set to remind the user to complete the Calibration Check Procedure.

The Calibration Check is a required function that checks Sofia optics and calculation systems using a specific Calibration Cassette. This Calibration Cassette is supplied with the Sofia Installation Pack. Refer to the Sofia User Manual for details regarding the Calibration Check Procedure.

Important: Ensure that the Calibration Cassette is stored in the provided storage pouch between uses to protect from exposure to light.

1. To check the calibration of Sofia, select “Calibration” from the Main Menu.



2. Following the prompts, insert the Calibration Cassette into Sofia and close the drawer. Sofia performs the Calibration Check automatically within two minutes with no user input required.



Sofia indicates when the Calibration Check is completed. Select **OK** to return to the Main Menu.

NOTE: If the Calibration Check does not pass, notify the on-site Supervisor or contact Quidel Technical Support for assistance Monday through Friday from 7:00 a.m. to 5:00 p.m. Pacific Time at 800.874.1517 (in the U.S.); 858.552.1100 (outside the U.S.); Fax: 858.455.4960; customerservice@quidel.com (Customer Service); technicalsupport@quidel.com (Technical Support); or contact your local distributor.

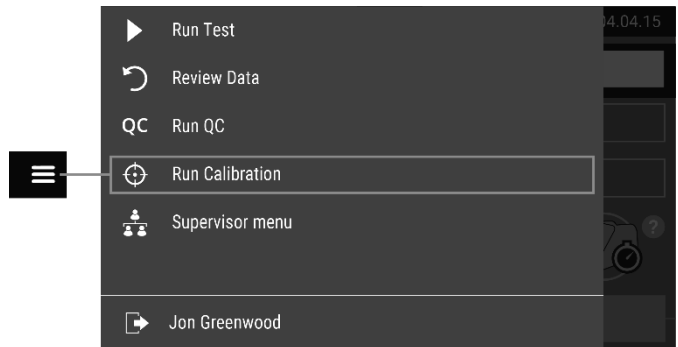
Sofia 2 Calibration Check Procedure

The Calibration Check Procedure should be performed every 30 days. Sofia 2 can be set to remind the user to complete the Calibration Check Procedure.


The Calibration Check is a required function that checks Sofia 2 optics and calculation systems using a specific Calibration Cassette. This Calibration Cassette is supplied with Sofia 2. Refer to the Sofia 2 User Manual for details regarding the Calibration Check Procedure.

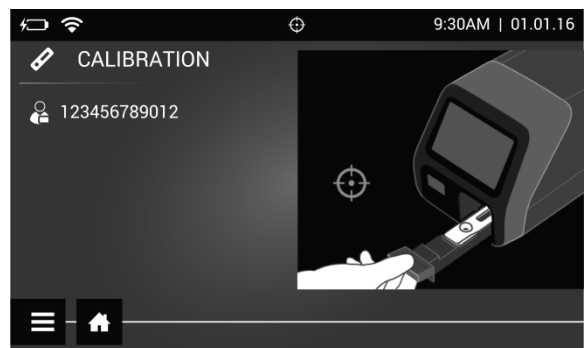
Important: Ensure that the Calibration Cassette is stored in the provided storage pouch between uses to protect from exposure to light.

1. To check the calibration of Sofia 2, select “Run Calibration” from the Main Menu.



2. Following the prompts, insert the Calibration Cassette into Sofia 2 and close the drawer. Sofia 2 performs the Calibration Check automatically within one minute with no user input required.

Sofia 2 indicates when the Calibration Check is completed. Select  to return to the Run Test screen.



NOTE: If the Calibration Check does not pass, notify the on-site Supervisor or contact Quidel Technical Support for assistance Monday through Friday from 7:00 a.m. to 5:00 p.m. Pacific Time at 800.874.1517 (in the U.S.); 858.552.1100 (outside the U.S.); Fax: 858.455.4960; customerservice@quidel.com (Customer Service); technicalsupport@quidel.com (Technical Support); or contact your local distributor.

Built-in Procedural Controls

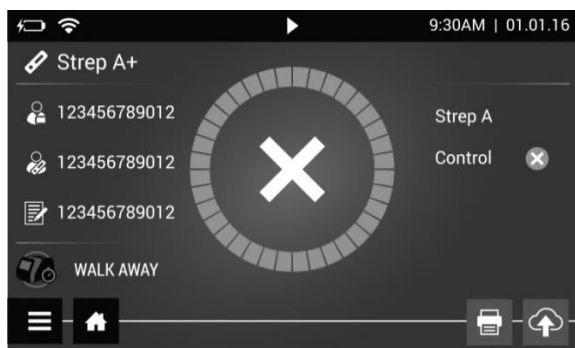
The Sofia Strep A+ FIA contains two built-in procedural control features. The manufacturer's recommendation for daily control is to document these built-in procedural controls for the first sample tested each day. A control of the extraction procedure is provided by a color change from clear to green as the Reagent Solution is mixed. The color change is an indication of Reagent Solution integrity and is also an indication that the extraction procedure was performed correctly.

Each time a test is run in Sofia or Sofia 2, procedural controls in the Test Cassette are interpreted by Sofia or Sofia 2 and the result is displayed on the screen. This information is automatically logged in Sofia or Sofia 2 with each test result.

A valid result obtained with the procedural controls demonstrates that the extracted sample flowed correctly and the functional integrity of the Test Cassette was maintained. **This procedural control is interpreted by Sofia or Sofia 2 after the Test Cassette has developed for 5 minutes. If the sample has not flowed correctly, Sofia or Sofia 2 will indicate that the result is invalid.** Should this occur, review the procedure and repeat the test with a new patient sample and a new Test Cassette.



For example: This display shows an invalid result on Sofia.



For example: This display shows an invalid result on Sofia 2.

External Quality Control

External Controls may also be used to demonstrate that the reagents and assay procedure perform properly.

Quidel recommends that Positive and Negative Controls be run:

- once for each untrained operator
- once or each new shipment of kits—provided that each different lot received in the shipment is tested
- as deemed additionally necessary by your internal quality control procedures, and in accordance with Local, State and Federal regulations or accreditation requirements.

To test External Controls, the user must first select Run QC on the Main Menu. Then, when prompted, Input the User ID and scan the QC Card (located on the kit box). This card provides information specific to the kit lot, including lot number and expiration date.

The user will select the desired mode (WALK AWAY or READ NOW) then run the External Control Swabs.

External Positive and Negative Control Swabs are supplied in the kit and should be tested using the Test Procedure provided in this Package Insert or in the Quick Reference Instructions. **The Positive Control must be run prior to the Negative Control.** After testing both the Positive and Negative Controls, the results for each will be displayed together as “Passed” or “Failed” on Sofia or ✓ or ✗ on Sofia 2.

Do not perform patient tests or report patient test results if either of the QC test results fail. Repeat the test or contact Quidel Technical Support before testing patient samples.

If both the Positive and Negative Controls fail, repeat testing with new Positive and Negative Controls a second time. If only a single Control fails, the user has the option of repeating both the Positive and Negative Controls OR to repeat only the Control that failed. The user may select “Skip” on the Sofia display or >> on the Sofia 2 display to skip the Control test that previously passed. The QC Results will show a skipped Control test as “unknown” on Sofia or >> on Sofia 2.

Additional External Control swabs may be obtained separately by contacting Quidel Customer Support Services at 800.874.1517 (in the U.S.) or 858.552.1100.

SAMPLE COLLECTION

Use the rayon-tipped Swabs provided in the kit to collect throat samples. Collect throat samples by standard clinical methods. Depress the tongue with a tongue blade or spoon. Rub the Swab on the tonsils and back of the throat. Consult standard reference procedures such as the collection method described by Facklam.⁶

If culture is required for confirmation of Sofia Strep A+ FIA negative test results, organism identification and/or antimicrobial susceptibility testing, collect two throat swab specimens – one swab for testing with Sofia Strep A+ FIA and the second swab for culture.

If confirmation of Sofia Strep A+ FIA negative test results is performed using an FDA-cleared molecular assay, collect one or more additional throat swabs using a compatible specimen collection and transport device to allow testing as specified by the molecular assay manufacturer.

SAMPLE TRANSPORT AND STORAGE

It is recommended that Swab samples be processed as soon as possible after collection. Swabs can be held in any clean, dry plastic tube or sleeve up to 24 hours at room temperature (23°C) or refrigerated (2°C to 8°C) up to 48 hours. The following transport media and storage conditions have been tested and are also acceptable (Table 1):

Table 1
Recommended Transport Media

Transport Media	Recommended Storage Condition	
	2°C to 8°C	Ambient Temperature
BD BBL CultureSwab with Liquid Stuart Media (#220099)	48 hours	48 hours

Additional swabs for culture should be transported and stored under conditions that have been demonstrated to maintain organism viability. Follow the manufacturer's instructions for the specific sample collection and transport device being used.

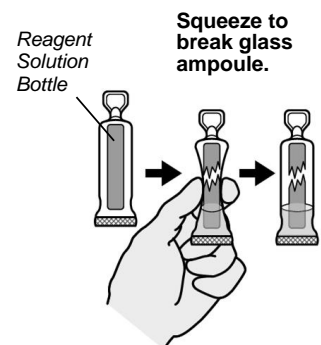
Additional swabs for molecular testing should be transported and stored under the conditions recommended by the molecular assay manufacturer.

TEST PROCEDURE

Important:

- All clinical samples and test materials must be at room temperature before beginning the test.
- Do not use the Reagent Solution if it is green prior to breaking the glass ampoule or if it does not turn green after breaking the glass ampoule.
- If using WALK AWAY Mode, do not allow the Test Cassette to develop on the bench or counter top prior to placing the Test Cassette into Sofia or Sofia 2.
- If using READ NOW Mode, allow the Test Cassette to develop for the full 5 minutes before placing it into Sofia or Sofia 2.
- **Expiration date:** Check expiration on outer box before using. *Do not use any Test Cassette past the expiration date on the label.*

1. Verify that Sofia or Sofia 2 is set to the desired mode: WALK AWAY or READ NOW. See the "Using Sofia and Sofia 2" section for more information.
2. Squeeze **ONCE** to break the glass ampoule inside the Reagent Solution Bottle prior to running the assay.

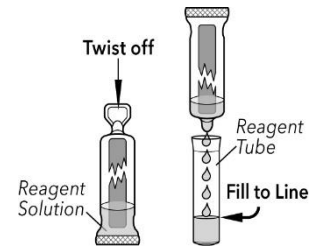


3. **Vigorously** shake the Reagent Solution Bottle **5 times** to mix the solutions. Solution should turn green after the ampoule is broken.

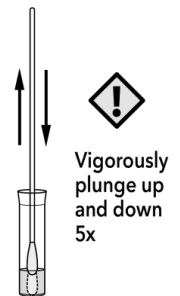


4. Add Reagent:

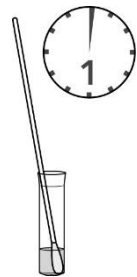
- Flick or shake the Reagent Solution Bottle so that all fluid is in the bottom.
- Twist off the tab.
- Slowly** dispense the Reagent Solution into the Reagent Tube **up to the Fill Line**.



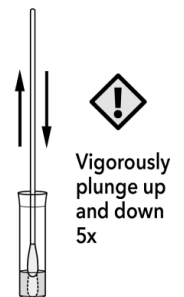
5. Add the patient Swab sample to the Reagent Tube. **Vigorously** mix the solutions by plunging the Swab **5 times** in an up and down motion in the Tube.



6. Leave the Swab in the Reagent Tube for 1 minute.

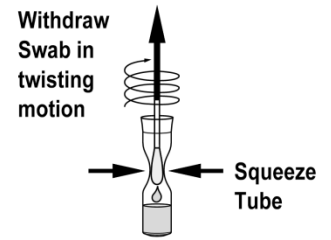


7. **Vigorously** mix the solution again by plunging the Swab **5 times** in an up and down motion in the Tube.



8. Express as much liquid as possible from the Swab by **squeezing** the sides of the Tube as the Swab is withdrawn in a complete **twisting** motion.

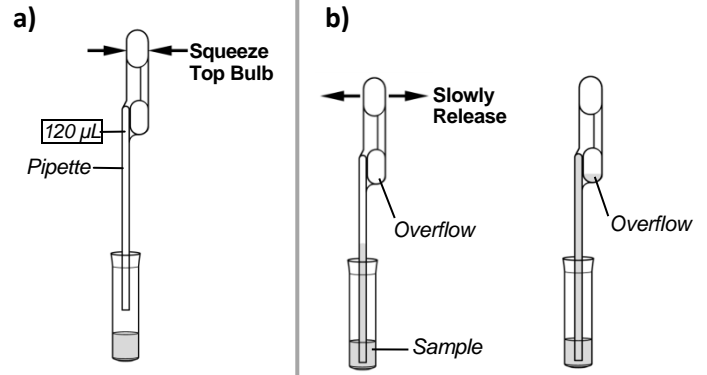
Discard the Swab in accordance with your biohazard waste disposal protocol.



9. Fill the provided **Clear 120 μ L Fixed Volume Pipette** with the sample:

To fill the Fixed Volume Pipette with the sample:

- a) **FIRMLY** squeeze the top bulb and place the Pipette tip into the sample.
- b) With the Pipette tip still in the sample, **slowly** release pressure on the top bulb to fill the Pipette.

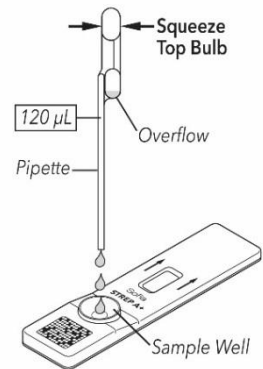


10. Empty the contents of the Pipette into the Test Cassette sample well by firmly squeezing the top bulb. Extra liquid left over in the overflow bulb should be left behind.

NOTE: The Fixed Volume Pipette is designed to collect and dispense the correct amount of patient sample. Discard the Pipette in your biohazard waste.

NOTE: Do not pour sample from the Reagent Tube. Use the provided Clear 120 μ L Fixed Volume Pipette.

11. Promptly proceed to the next section, "Using Sofia and Sofia 2," to complete the test.



USING SOFIA AND SOFIA 2

WALK AWAY/READ NOW Modes

Refer to the Sofia or Sofia 2 User Manual for operating instructions.

Sofia and Sofia 2 may be set to two different modes (WALK AWAY and READ NOW). The procedures for each mode are described below.

WALK AWAY Mode

In WALK AWAY Mode, the user **immediately** inserts the Test Cassette into Sofia or Sofia 2. The user then returns after 5 minutes to get the test result. In this mode, Sofia or Sofia 2 will automatically time the test development before scanning and displaying the test result.

READ NOW Mode

Critically important: Allow the test to develop for the FULL 5 minutes BEFORE placing it into Sofia or Sofia 2.

The user must first place the Test Cassette onto the counter or bench top for 5 minutes (outside of Sofia or Sofia 2) and manually time this development step. Then, the user inserts the Test Cassette into Sofia or Sofia 2. In READ NOW Mode, Sofia or Sofia 2 will scan and display the test result within 1 minute. **Note:** Results will remain stable for an additional 5 minutes after the recommended development time of 5 minutes.

Tips for Batch Testing

In order to make batch testing easier, the user can prepare one or more Reagent Solution Bottles in advance of testing samples. The user can break the ampoule inside each Reagent Solution Bottle, shake to mix the solutions, and then store the capped Bottles on the bench top at room temperature for up to 12 hours without loss of activity before using with Swab sample(s).

Critically important: The user should never open the foil pouch exposing the Test Cassette to ambient environment until ready for immediate use.

RUN TEST WITH SOFIA

1. Input the User ID using the handheld barcode scanner or manually enter the data using the key pad.

NOTE: If you mistakenly scan the wrong barcode, use the Arrow Buttons on Sofia to re-highlight the field, and simply rescan using the correct barcode. The previous one will be overwritten with the correct barcode.

10/28/2010 | 09:43AM Supervisor

Start Test – WALK AWAY Mode

User ID:

Patient ID: α

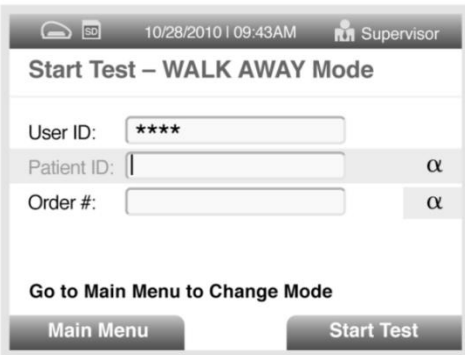
Order #: α

Go to Main Menu to Change Mode

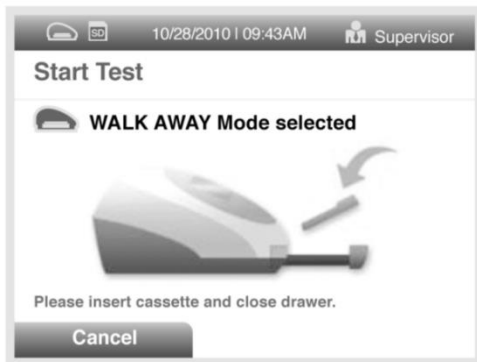
Main Menu Start Test



- Input Patient ID or Order # using the handheld barcode scanner or manually enter the data using the key pad.



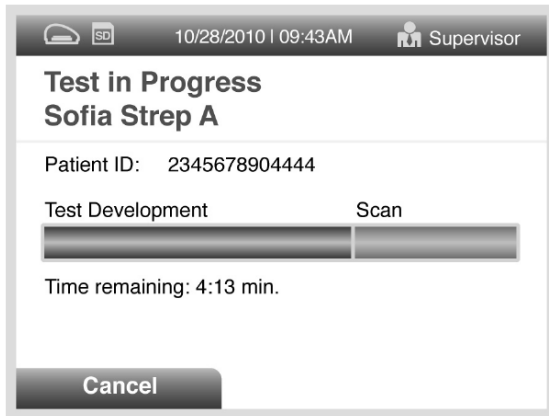
- Press Start Test and the Sofia drawer will automatically open.



- Verify that the correct development mode, WALK AWAY or READ NOW, has been selected. Insert the prepared patient Test Cassette into the drawer and gently close the drawer.



- Sofia will start automatically and display the progress as shown in the example below. In WALK AWAY Mode, the test results will be displayed on the screen in approximately 5 minutes. In READ NOW Mode, the test results will be displayed on the screen within 1 minute. See Sofia Interpretation of Results section.



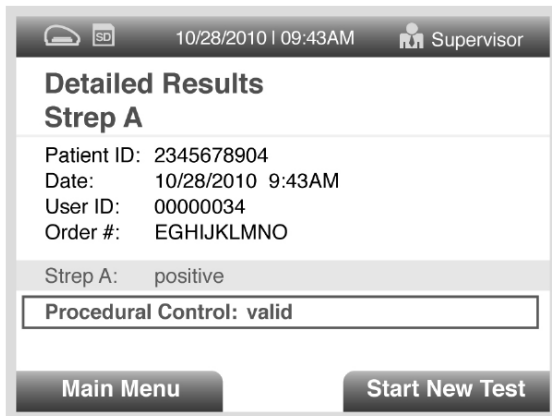
For example: This display shows that the test in WALK AWAY Mode has 4 minutes, 13 seconds remaining. Sofia will read and display the results after 5 minutes.

SOFIA INTERPRETATION OF RESULTS

When the test is complete, the results will be displayed on the Sofia screen. The results can be automatically printed on the integrated printer, if this option is selected. Test Lines, which are fluorescent, will never be visible to the naked eye.

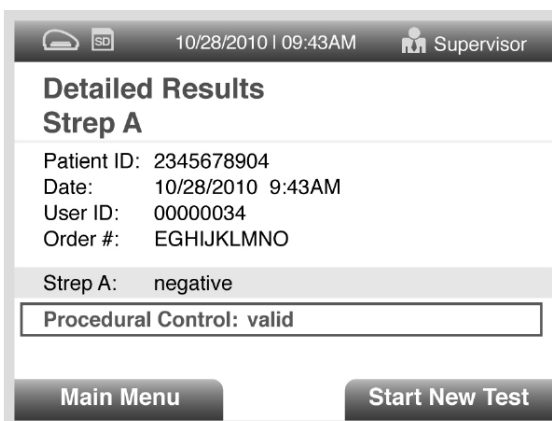
The Sofia screen will display results for the procedural control as being “valid” or “invalid,” and will provide a positive or negative result for Strep A. If the procedural control is “invalid,” retest with a new patient sample and a new Test Cassette.

Positive Results:



For example: This display shows a valid positive result for Strep A. NOTE: A positive result does not rule out co-infections with other pathogens.

Negative Results:



For example: This display shows a valid negative result for Strep A. A negative result does not exclude Group A Streptococcus infection. Negative Sofia Strep A+ FIA results should be confirmed by culture or an FDA-cleared molecular assay.

Invalid Results:

10/28/2010 | 09:43AM Supervisor

Detailed Results

Strep A

Patient ID: 2345678904
Date: 10/28/2010 9:43AM
User ID: 00000034
Order #: EGHJKLMNO

Strep A: invalid

Procedural Control: invalid

Main Menu Start New Test

For example: This result shows an invalid result.

Invalid Result: If the test is invalid, a new test should be performed with a new patient sample and a new Test Cassette.

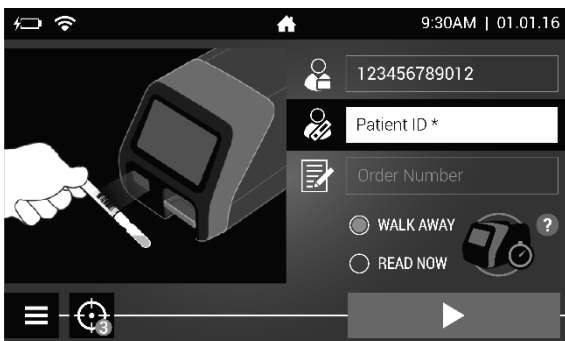
RUN TEST WITH SOFIA 2

1. Input the User ID using the integrated barcode scanner or manually enter the data using the on-screen key pad.

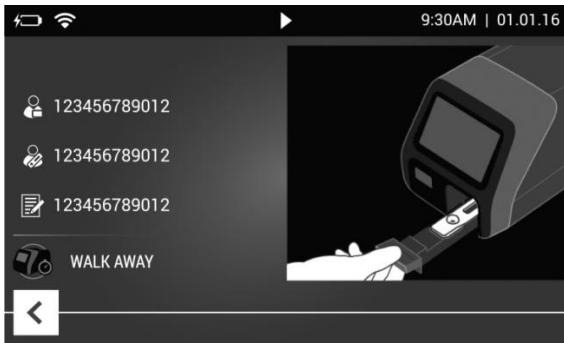
NOTE: If you mistakenly scan the incorrect barcode, re-highlight the field using the touchscreen on Sofia 2. Then simply rescan using the correct barcode, and the previous one will be overwritten with the correct barcode.



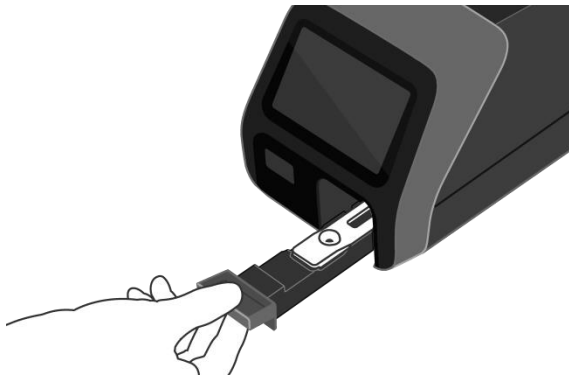
2. Input the Patient ID and Order #, if applicable, using the barcode scanner or manually enter the data using the on-screen key pad.



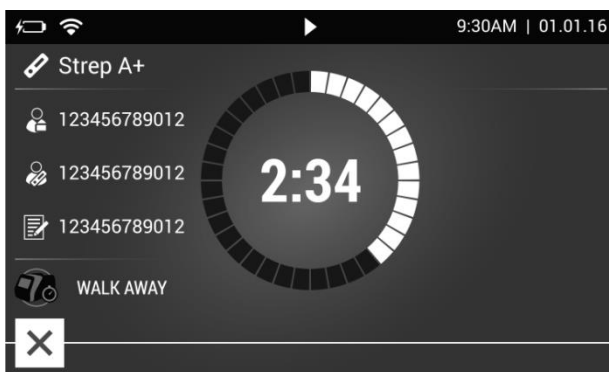
3. Verify that the correct development mode, WALK AWAY or READ NOW, has been selected. Press ► and open the Sofia 2 drawer.



4. Insert the prepared Test Cassette into the drawer of Sofia 2 and close the drawer.



5. Sofia 2 will start automatically and display the progress, as shown in the example below. In WALK AWAY Mode, the test results will be displayed on the screen in approximately 5 minutes. In READ NOW Mode, the test results will be displayed on the screen within 1 minute. See Sofia 2 Interpretation of Results section.



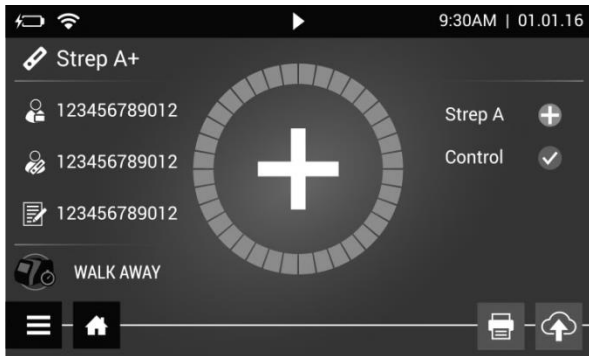
For example: This display shows that the test in WALK AWAY Mode has 2 minutes, 34 seconds remaining. Sofia 2 will read and display the results after 5 minutes.

SOFIA 2 INTERPRETATION OF RESULTS

When the test is complete, the results will be displayed on the Sofia 2 screen. Test Lines, which are fluorescent, cannot be seen with the naked eye.

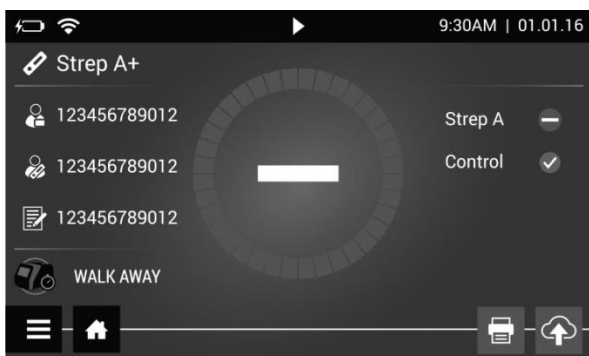
The Sofia 2 screen will display results for the procedural control as being ✓ or ✗, and will provide a + or - result for Strep A. If the procedural control is ✗, retest with a new patient sample and a new Test Cassette.

Positive Results:



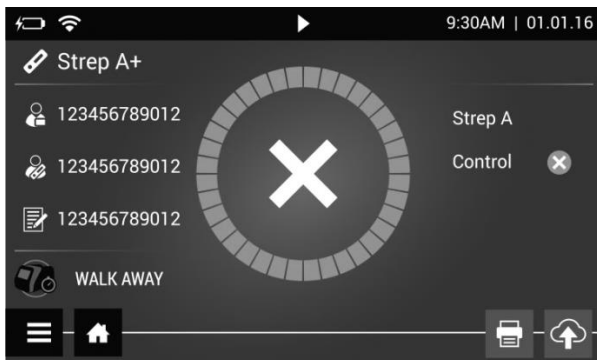
*For example: This display shows a valid positive result for Strep A.
NOTE: A positive result does not rule out co-infections with other pathogens.*

Negative Results:



For example: This display shows a valid negative result for Strep A. A negative result does not exclude Group A Streptococcus infection. Negative Sofia Strep A+ FIA results should be confirmed by culture or an FDA-cleared molecular assay.

Invalid Results:



For example: This result shows an invalid result.

Invalid Result: If the test is invalid, a new test should be performed with a new patient sample and a new Test Cassette.

LIMITATIONS

- The contents of this kit are to be used for the qualitative detection of Group A Streptococcal antigens from throat swab samples.
- The test detects both viable and nonviable Group A Streptococcus bacteria and may yield a positive result in the absence of living organisms.
- Respiratory infections, including pharyngitis, can be caused by Streptococcus from serogroups other than Group A, as well as other pathogens.
- The Sofia Strep A+ FIA will not differentiate asymptomatic carriers of Group A Streptococcus from those exhibiting Streptococcal infection.⁷

- A negative test result may occur if the level of antigen in a sample is below the detection limit of the test or if the sample was collected, transported, or stored improperly.
- Failure to follow the Test Procedure may adversely affect test performance and/or invalidate the test result.
- All negative Sofia Strep A+ FIA test results should be confirmed by culture or an FDA-cleared molecular method.
- Follow-up culture is required if a negative Sofia Strep A+ result is confirmed with a molecular method and clinical symptoms persist, or in the event of an outbreak of acute rheumatic fever.
- In READ NOW Mode, false negative and/or invalid results may occur if the Test Cassette is not incubated for the full 5 minutes prior to reading.
- Test results must be evaluated in conjunction with other clinical data available to the physician.
- Negative test results do not rule out possible other infections.
- Positive test results do not rule out co-infections with other pathogens.
- *Corynebacterium pseudodiphtheriticum*, *Enterococcus faecalis*, *Staphylococcus aureus*, *Streptococcus mutans*, *Streptococcus parasanginis*, Streptococcus Groups C, D and F, Adenovirus Types 1 and 3, Epstein Barr Virus, and Mumps (Enders) may interfere with this assay.
- Blood, mucin, and Nacho Flavor Doritos may interfere with the assay.

EXPECTED VALUES

Group A Streptococcus bacteria are responsible for about 19% of all upper respiratory tract infections.⁸ Infection is most prevalent in winter and early spring, with most cases arising in patients living in highly populated areas. Consistent with these figures, in the multi-center clinical study conducted by Quidel during 2014, 21% (175/851) of the patients presenting with pharyngitis were found to be culture positive for Strep A. Nearly half of these subjects, 45%, were male. The subjects' ages ranged from 3 to 76 and 80% (685/851) were children (3 to 17 years of age).

PERFORMANCE CHARACTERISTICS

The following studies were performed with Sofia Strep A+ and Sofia.

Sofia Strep A+ FIA Performance vs. Cell Culture and vs. Cell Culture Resolved by PCR

The performance of the Sofia Strep A+ FIA in WALK AWAY mode with Sofia was compared to standard bacterial culture and identification and an FDA-cleared Group A Streptococcus RT-PCR assay in a multi-center clinical field study. This study was conducted by untrained health care personnel during 2014 at 7 distinct CLIA-waived sites in various geographical regions within the United States. In this multi-center, point-of-care (POC) field trial, two (2) throat swabs were collected from eight hundred fifty-one (851) patients with symptoms suggestive of bacterial pharyngitis.

One throat swab was tested fresh at the CLIA-waived site in the Sofia Strep A+ FIA. A second swab was placed into transport medium and transported on cold ice packs to a central Reference Laboratory. The swab was streaked on a sheep blood agar plate (SBA) and cultured for up to 48 hours. A portion of the transport medium was subsequently tested in the PCR assay. The performance of the Sofia Strep A+ FIA was determined by comparison of the rapid FIA test result to the corresponding culture result (Table 2) with PCR discordant resolution in the footnotes.

Table 2
Sofia Strep A+ FIA Performance Compared to Culture
WALK AWAY Mode

	Culture	
	Pos	Neg
Sofia Pos	164	38*
Sofia Neg	11**	638
Total:	175	676

Sensitivity = 93.7% (164/175)
(95%CI=89.1%-96.5%)

Specificity = 94.4% (638/676)
(95% CI=92.4%-95.9%)

PPV = 81.2% (164/202)

NPV = 98.3% (638/649)

*Of the 38 discordant specimens, 24 of these specimens were positive for GAS when tested with an FDA-cleared molecular device, 14 were negative.

**Of the 11 discordant specimens, 3 were negative when tested with an FDA-cleared molecular device, 8 were positive.

Reproducibility Studies

The reproducibility of the Sofia Strep A+ FIA with Sofia was evaluated at 3 different laboratories. Two different operators at each site tested a series of coded, contrived samples, prepared in negative clinical matrix, ranging from negative (no bacteria) to moderate positive (3 x LOD) Group A Streptococcus. The inter-laboratory agreement (Table 3) for negative samples was 90-100% and 87-100% for positive samples.

Table 3
Sofia Strep A+ FIA Reproducibility Study Inter-laboratory Agreement

Site	Negative* (C ₀)	High Negative* (C ₅)	Low Positive** (C ₉₅)	Mod Positive** (C ₁₀₀)
1	30/30	27/30	27/30	30/30
2	30/30	29/30	23/30	30/30
3	30/30	25/30	28/30	30/30
Total	90/90	81/90	78/90	90/90
% Overall Agreement (95% CI)	100% (95.9%-100.0%)	90% (82.1%-94.7%)	87% (78.1%-92.2%)	100% (95.9%-100.0%)

*Bacteria not detected/total

**Bacteria detected/total

Limit of Detection

The limit of detection (LOD) for the Sofia Strep A+ FIA with Sofia was determined using 3 strains of Group A *Streptococcus pyogenes*. The LOD ranged from 2.76E+03 to 8.13E+03 colony forming units (cfu)/test (Table 4).

Table 4
Sofia Strep A+ FIA Limits of Detection

Strain	Minimum Detectable Level*
Bruno [CIP 104226]	4.00E+03 cfu/test
CDC-SS-1402	8.13E+03 cfu/test
CDC-SS-1460	2.76E+03 cfu/test

cfu/test = colony forming units/test

*The levels of bacteria were determined by limiting dilution, bacterial culture, and colony counting to give cfu/test.

Analytical Reactivity

Analytical reactivity for the Sofia Strep A+ FIA with Sofia was demonstrated using 21 strains of Group A *Streptococcus pyogenes* tested at 1.74E+04 colony forming units (cfu)/test (Table 5).

Table 5
Analytical Reactivity

<i>Streptococcus pyogenes</i> Strain
Strain #1 (ATCC-19615)
Strain #2 (ATCC-700942)
Strain #3 (ATCC-700952)
Strain #4 (Clinical Isolate-52123)
Strain #5 (Clinical Isolate-52120)
Strain #6 (Clinical Isolate-62055)
Strain #7 (Clinical Isolate-52152)
Strain #8 (Clinical Isolate-62092)
Strain #9 (Clinical Isolate-52151)
Strain #10 (ATCC-700482)
Strain #11 (ATCC-BAA-1315)
Strain #12 (ATCC-700459)
Strain #13 (ATCC-12203)
Strain #14 (ATCC-700944)
Strain #15 (Clinical Isolate-52154)
Strain #16 (Clinical Isolate-5036)
Strain #17 (Clinical Isolate-5095)
Strain #18 (Clinical Isolate-5017)
Strain #19 (Clinical Isolate-5060)
Strain #20 (Clinical Isolate-5112)
Strain #21 (Clinical Isolate-5008)

Analytical Specificity

Cross Reactivity

The cross reactivity of the Sofia Strep A+ FIA with Sofia was evaluated with a total of 61 non-Group A Streptococcus bacterial and fungal microorganisms, and 26 viral isolates. None of the microorganisms or viruses listed below in Table 6 showed any sign of cross reactivity in the assay. The same microorganisms and viruses in Table 6 were pre-mixed with Group A Strep and tested in the Sofia Strep A+ FIA.

Table 6
Cross Reactivity

Organism/Virus	Test Concentration**
<i>Arcanobacterium haemolyticum</i>	3.00E+05 cfu/test
<i>Bacteroides fragilis</i>	3.00E+07 cfu/test
<i>Bordetella pertussis</i>	3.00E+07 cfu/test
<i>Candida albicans</i>	3.00E+04 cfu/test
<i>Corynebacterium diphtheriae</i>	3.00E+05 cfu/test
<i>Corynebacterium pseudodiphtheriticum*</i>	3.00E+06 cfu/test
<i>Enterococcus faecalis*</i>	1.40E+06 cfu/test
<i>Enterococcus faecium</i>	3.00E+06 cfu/test
<i>Escherichia coli</i>	1.50E+07 cfu/test
<i>Fusobacterium necrophorum</i>	3.00E+06 cfu/test
<i>Haemophilus influenzae</i>	3.00E+07 cfu/test
<i>Haemophilus parahaemolyticus</i>	3.00E+06 cfu/test
<i>Klebsiella pneumoniae</i>	3.00E+07 cfu/test
<i>Moraxella catarrhalis</i>	3.00E+06 cfu/test
<i>Neisseria gonorrhoeae</i>	3.00E+06 cfu/test
<i>Neisseria lactamica</i>	3.00E+06 cfu/test
<i>Neisseria meningitidis</i>	3.00E+06 cfu/test
<i>Neisseria sicca</i>	3.00E+07 cfu/test
<i>Neisseria subflava</i>	3.00E+07 cfu/test
<i>Proteus vulgaris</i>	3.00E+07 cfu/test
<i>Pseudomonas aeruginosa</i>	3.00E+06 cfu/test
<i>Serratia marcescens</i>	3.00E+07 cfu/test
<i>Staphylococcus aureus*</i>	3.00E+06 cfu/test
<i>Staphylococcus epidermidis</i>	3.00E+06 cfu/test
<i>Staphylococcus haemolyticus</i>	3.00E+05 cfu/test
<i>Staphylococcus intermedius</i>	3.00E+05 cfu/test
<i>Staphylococcus saprophyticus</i>	3.00E+06 cfu/test
<i>Streptococcus anginosus</i>	3.00E+06 cfu/test
<i>Streptococcus gordonii</i>	3.00E+04 cfu/test

Organism/Virus	Test Concentration**
<i>Streptococcus mitis</i>	3.00E+04 cfu/test
<i>Streptococcus mutans</i> *	3.00E+06 cfu/test
<i>Streptococcus oralis</i>	3.00E+06 cfu/test
<i>Streptococcus parasanginis</i> *	3.00E+06 cfu/test
<i>Streptococcus pneumoniae</i>	3.00E+06 cfu/test
<i>Streptococcus salivaris</i>	3.00E+05 cfu/test
<i>Streptococcus sanguinis</i>	3.00E+06 cfu/test
Streptococcus Group B Strain #1: <i>Streptococcus agalactiae</i>	3.00E+06 cfu/test
Streptococcus Group B Strain #2	3.00E+06 cfu/test
Streptococcus Group B Strain #3	3.00E+06 cfu/test
Streptococcus Group B Strain #4	3.00E+06 cfu/test
Streptococcus Group B Strain #5	3.00E+06 cfu/test
Streptococcus Group C Strain #1	3.00E+06 cfu/test
Streptococcus Group C Strain #2	3.00E+06 cfu/test
Streptococcus Group C Strain #3	3.00E+06 cfu/test
Streptococcus Group C Strain #4: <i>Streptococcus dysgalactiae</i> *	3.00E+06 cfu/test
Streptococcus Group C Strain #5	3.00E+05 cfu/test
Streptococcus Group D Strain #1: <i>Enterococcus casseliflavus</i>	3.00E+06 cfu/test
Streptococcus Group D Strain #2	3.00E+06 cfu/test
Streptococcus Group D Strain #3*	3.00E+06 cfu/test
Streptococcus Group D strain #4: <i>Enterococcus faecalis</i>	3.00E+06 cfu/test
Streptococcus Group D strain #5: <i>Enterococcus faecalis</i>	3.00E+06 cfu/test
Streptococcus Group F Strain #1	1.00E+05 cfu/test
Streptococcus Group F Strain #2	3.00E+06 cfu/test
Streptococcus Group F Strain #3	1.00E+06 cfu/test
Streptococcus Group F Strain #4*	3.00E+05 cfu/test
Streptococcus Group F Strain #5	3.00E+05 cfu/test
Streptococcus Group G strain #1: <i>Streptococcus dysgalactiae</i>	3.00E+07 cfu/test
Streptococcus Group G Strain #2	3.00E+06 cfu/test
Streptococcus Group G Strain #3	3.00E+06 cfu/test
Streptococcus Group G Strain #4	3.00E+06 cfu/test
Streptococcus Group G Strain #5	3.00E+06 cfu/test
Adenovirus Type 1*	3.00E+11 TCID ₅₀ /test
Adenovirus Type 3*	3.00E+05 TCID ₅₀ /test
Adenovirus Type 4	7.50E+03 TCID ₅₀ /test
Adenovirus Type 5	3.00E+05 TCID ₅₀ /test
Adenovirus Type 11	3.00E+04 TCID ₅₀ /test
Coronavirus 229E	3.00E+04 TCID ₅₀ /test

Organism/Virus	Test Concentration**
Coronavirus OC43	3.00E+04 TCID ₅₀ /test
Coxsackievirus B5 (Faulkner)	3.00E+06 TCID ₅₀ /test
Cytomegalovirus (Towne)	3.00E+03 TCID ₅₀ /test
Echovirus Type 3	1.50E+04 TCID ₅₀ /test
Epstein Barr Virus (EBV)*	3.00E+07 genome copies/test
Herpes Simplex Virus 1	3.00E+04 TCID ₅₀ /test
Herpes Simplex Virus 2	3.00E+04 TCID ₅₀ /test
Influenza A/New Jersey/8/76 (H1N1)	3.00E+04 TCID ₅₀ /test
Influenza A/Victoria/3/75 (H3N2)	3.00E+04 TCID ₅₀ /test
Influenza B/Hong Kong/5/72	3.00E+04 TCID ₅₀ /test
Influenza B/Panama/45/90	1.50E+04 TCID ₅₀ /test
Influenza C/Taylor/1233/47	1.50E+04 TCID ₅₀ /test
Measles (Edmonston)	3.00E+04 TCID ₅₀ /test
Mumps (Enders)*	3.00E+03 TCID ₅₀ /test
Parainfluenza virus 1	3.00E+04 TCID ₅₀ /test
Parainfluenza virus 2	1.10E+05 TCID ₅₀ /test
Parainfluenza virus 3	6.80E+05 TCID ₅₀ /test
Parainfluenza virus 4A	3.00E+04 TCID ₅₀ /test
Rhinovirus Type 2	3.00E+03 TCID ₅₀ /test
Rhinovirus Type 15	3.00E+04 TCID ₅₀ /test

cfu/test = colony forming units/test TCID₅₀/test = 50% tissue culture infectious dose

*This organism/virus may interfere with this assay.

**The levels of bacteria were determined by limiting dilution, bacterial culture, and colony counting to give cfu/test. Virus concentrations were determined by standard virology methods, Reed-Muench.

Interfering Substances

Several over-the-counter (OTC) products, whole blood, mucin and blood agar were evaluated with the Sofia Strep A+ FIA and Sofia at the levels tested (Table 7).

Table 7
Interference Testing

Substance	Concentration
Crest Pro-Health Deep Clean Mint Mouth wash (Cetylpyridinium chloride)	24% v/v
Listerine Original Antiseptic Mouth wash (Eucalyptol, Menthol, Methyl salicylate, and Thymol)	24% v/v
Listerine Cool Mint Antiseptic Mouth wash (Eucalyptol, Menthol, Methyl salicylate, and Thymol)	24% v/v
RiteAid Sore throat relief (Benzocaine and Menthol)	24% v/v
Chloraseptic Max Sore Throat (Phenol and Glycerin)	24% v/v
Dimetapp Children's Cold & Cough (Brompheniramine maleate, Dextromethorphan HBr, and Phenylephrine HCl)	24% v/v
RiteAid Children's Cold & Allergy (Brompheniramine maleate and Phenylephrine HCl)	24% v/v
CVS Children's Cold & Cough DM (Brompheniramine maleate, Dextromethorphan HBr, and Phenylephrine HCl)	24% v/v
RiteAid tussin cough&cold mucus relief CF (Dextromethorphan HBr, Guaifenesin, and Phenylephrine HCl)	24% v/v
Robitussin Max Strength Multi-Symptom CF Max (Dextromethorphan HBr, Guaifenesin, and Phenylephrine HCl)	24% v/v
Robitussin Night Time Multi-Symptom Cold CF (Acetaminophen, Diphenhydramine HCl, and Phenylephrine HCl)	24% v/v
Cepacol Sore Throat Cherry (Benzocaine and Menthol)	24% w/v
Halls Triple Soothing Action Cherry (Menthol)	24% w/v
Halls Triple Soothing Action Menthol-lyptus (Menthol)	24% w/v
Ricola Natural Herb Cough Drops (Menthol)	24% w/v
Sucrets Complete Vapor Cherry (Dyclonine Hydrochloride and Menthol)	24% w/v
Chloraseptic Sore Throat Cherry (Phenol and Glycerin)	24% w/v
BreathSavers Spearmint (Cetylpyridinium chloride)	24% w/v
Tic Tac freshmints (Eucalyptol, Menthol, Methyl salicylate, and Thymol)	24% w/v
Cheetos, Flaming Hot	12% w/v
Doritos, Nacho Flavor	12% w/v*
Fresh Whole Blood	75 µL/swab**
Mucin	4.3% w/v***
Sheep Blood Agar (5% Sheep Blood)	24% w/v
Horse Blood Agar (5% Horse Blood)	24% w/v

*Nacho Flavor Doritos interfered at 25% w/v

** Fresh Whole Blood interfered at 100 µL/swab

*** Bovine submaxillary mucin interfered at 28.7 mg/mL

CLIA Waiver Studies

In addition to the WALK AWAY Mode prospective study noted above, the accuracy of the Sofia Strep A+ FIA in READ NOW Mode with Sofia was compared to standard bacterial culture and identification in a multi-center clinical field study. This study was conducted by untrained health care personnel during 2016 at 3 distinct sites that were in various geographical regions within the United States and which were representative of facilities at which CLIA Waived testing is performed. In this study, three (3) throat swabs were collected in parallel from each of three hundred sixty-eight (368) patients with symptoms suggestive of bacterial pharyngitis.

One swab was used for standard of care testing. One throat swab was tested fresh at the study site in the Sofia Strep A+ FIA in READ NOW Mode. The third swab was placed into transport medium and transported on cold ice packs to a central Reference Laboratory for culture. The swab for culture was streaked on a selective sheep blood agar plate (SBA) and incubated for up to 48 hours. Identification of β -hemolytic colonies was performed by standard methods. The performance of the Sofia Strep A+ FIA was determined by comparison of the rapid FIA test result to the corresponding culture result (Table 8).

Table 8
Sofia Strep A+ FIA Performance Compared to Culture
READ NOW Mode

	Culture	
	Pos	Neg
Sofia Pos	98	17*
Sofia Neg	7**	246
Total:	105	263

Sensitivity = 93.3% (98/105)
(95%CI=86.9%-96.7%)

Specificity = 93.5% (246/263)
(95% CI=89.9%-95.9%)

PPV = 85.2% (98/115)

NPV = 97.2% (246/253)

*Of the 17 discordant specimens, 9 of these specimens were positive for GAS when tested with an FDA-cleared molecular device, 8 were negative.

**Of the 7 discordant specimens, 3 were negative when tested with an FDA-cleared molecular device, 4 were positive.

Near the Cut-off Study

An additional study was conducted to demonstrate that untrained intended users could perform the test consistently and accurately using weakly reactive samples. The study consisted of 3 distinct CLIA-waived sites where the Sofia Strep A+ FIA and Sofia were evaluated using coded, randomized panels of simulated samples, including one weak positive (C_{95} - a concentration at the assay cutoff) and one weak negative (C_5 - a concentration just below the assay cutoff). Two or more operators at each site (10 operators total) tested the panel on each of 10 days, spanning a period of approximately 2 weeks. The performance of the Sofia Strep A+ FIA with samples near the assay cutoff was acceptable when used by untrained intended users. The percent agreement with expected results for each sample is shown in Table 9.

Table 9
Sofia Strep A+ FIA Performance near the Cutoff (All Sites)

Sample Level	Untrained Intended Users	
	Percent Agreement with Expected Results	95% Confidence Interval
Weak Strep A Positive (C ₉₅)	90% (54/60)*	79.9%-95.3%
Weak Strep A Negative (C ₅)	97% (58/60)**	88.6%-99.1%

*Bacteria detected/total

**Bacteria not detected/total

Sofia Strep A+ FIA Performance with Sofia 2

The following studies were performed to demonstrate equivalency between Sofia and Sofia 2 when testing the Sofia Strep A+ FIA.

Method Comparison

The performance of the Sofia Strep A+ FIA when tested on Sofia vs. Sofia 2 was compared using a panel of 200 clinical samples. This field study was performed at 3 intended user laboratory sites using identical panels of known positive and negative clinical samples contrived in a unique negative clinical matrix. Each site used 2 Sofias and 2 Sofia 2s for a total of 6 instruments of each type in the study. One hundred (100) positive and one hundred (100) negative samples were incorporated into the panels. Panel members were prepared using the Sofia Strep A+ FIA cutoff to target a broad range of negative samples (C₀ and C₅) and positive samples such that ~50% were around the limit of detection (C₉₅) and the remaining moderate positives evenly distributed across the range of the assay (2-3x LOD, 4-5x LOD and >5x LOD). All samples were coded and used to prepare the randomized panels. A total of 200 samples per site were tested resulting in a total of 600 results.

Sofia vs. Sofia 2 comparison results are shown below in Table 10. Strep A positive percent agreement was 99%; negative percent agreement was 97%.

Table 10
Sofia Strep A+ FIA - Sofia vs. Sofia 2 Method Comparison

	Sofia	
	Pos	Neg
Sofia 2 Pos	369	7 ^b
Sofia 2 Neg	5 ^a	219
Total:	374	226

Positive % 99% (369/374)
Agreement = (95%CI=96.9%-99.4%)

Negative % 97% (219/226)
Agreement = (95% CI=93.7%-98.5%)

^aThere were 5 discordant Sofia 2 negative/Sofia positive results for Strep A, which included 3 high negative (C₅) and 2 true negative (C₀) specimens. The 2 true negatives (C₀) showing false positive results in Sofia appeared to be due to contamination.

^bThere were 7 discordant Sofia 2 positive/Sofia negative results for Strep A, which included all high negative (C₅) specimens.

Reproducibility

A reproducibility study was performed with the Sofia Strep A+ FIA using Sofia 2 at three different laboratories, one of which was Quidel. Two to three different operators at each site tested a nine-member panel of contrived samples, prepared in negative clinical matrix, ranging from negative to moderate positive Strep A concentrations. Each operator tested one panel on 5 different days spanning over approximately 1 week.* A total of 6 Sofia 2s were used. The inter-laboratory agreement (Table 11) for the Sofia Strep A+ FIA for all samples ranged from 98.9 and 100%.

Table 11
Sofia Strep A+ FIA Reproducibility Study Inter-laboratory Agreement – with Sofia 2

Site	Strep A Negative (C ₀)	Strep A Weak Positive (C ₉₅)	Strep A Moderate Positive (2-3X LOD)
1	30/30	29/30	30/30
2	30/30	30/30	30/30
3	30/30	30/30	30/30
Total	90/90	89/90	90/90
% Overall Agreement (95% CI)	100% (95.9-100%)	98.9% (94.0-99.9%)	100% (95.9-100%)

*At site 1, two different operators shared the testing of a set of panels, one operator on the first three days and a different operator for days 4 and 5.

Limit of Detection

A limit of detection (LOD) was performed with the Sofia Strep A+ FIA on Sofia and Sofia 2 using three strains of *Streptococcus pyogenes* (Table 12).

Table 12
Sofia Strep A+ FIA - Limits of Detection

Strain	Platform	Minimum Detectable Level* (cfu/test)
Bruno [CIP 104226]	Sofia	3.94E+04
	Sofia 2	4.07E+04
CDC-SS-1402	Sofia	1.31E+05
	Sofia 2	1.60E+05
CDC-SS-1460	Sofia	8.03E+04
	Sofia 2	7.45E+04

Cfu/test = colony forming units per test

*The levels of bacteria were determined by limiting dilution, bacterial culture, and colony counting to give cfu/test.

CLIA Waiver Study

A study was conducted to demonstrate that untrained intended users could perform the test consistently and accurately using weakly reactive samples with the Sofia Strep A+ FIA and Sofia 2. The study consisted of three (3) distinct CLIA-waived sites where the Sofia Strep A+ FIA was evaluated using coded randomized panels of simulated samples, including one (1) weak positive (C₉₅—a concentration at the assay cutoff) and one negative for Strep A. Three (3) operators at each site (9 operators total) tested the panel on each of 10 days, spanning a period of approximately 2 weeks (Table 13).

Table 13
Sofia Strep A+ FIA Performance Near the Cutoff - with Sofia 2

Sample Level	Untrained Intended Users	
	Percent Agreement with Expected Results*	95% Confidence Interval
Weak Positive (C ₉₅)	100% (72/72)	93.9– 100%
Negative (C ₀)	100% (72/72)	93.9 - 100%

ASSISTANCE

If you have any questions regarding the use of this product or if you want to report a test system problem, please call Quidel Technical Support at 800.874.1517 (in the U.S.) or 858.552.1100, Monday through Friday, from 7:00 a.m. to 5:00 p.m., Pacific Time. If outside the U.S. contact your local distributor or technicalsupport@quidel.com. Test system problems may also be reported to the FDA through the MedWatch medical products reporting program (phone: 800.FDA.1088; fax: 800.FDA.0178; <http://www.fda.gov/medwatch>).

REFERENCES

1. American Academy of Pediatrics. [Group Streptococcal Infection]. In: Pickering L.K., Baker C.J., Kimberlin D.W., Long S.S., eds. Red Book: 2009 Report of the Committee on Infectious Diseases. 28th ed. Elk Grove Village, IL: American Academy of Pediatrics; 2009:617-628
2. Youmans G.P., Paterson P.Y., and Sommer H.M., Upper Respiratory Tract Infection: General Considerations, in the Biological and Clinical Basis of Infectious Disease, W.B. Saunders Co., Philadelphia, 1980, pp. 177–183.
3. Versalovic J., Carroll K.C., Jorgensen J.H., Funke G., Landry M.L., Warnock D.W., eds. Manual of Clinical Microbiology. 10th ed. ASM Press, Washington, DC. Chapter 20, Streptococcus, 2011, pp. 331-349.
4. Youmans G.P., Paterson P.Y., and Sommers H.M. The Biological and Clinical Basis of Infectious Disease, 1975, pp. 172–185.
5. Biosafety in Microbiological and Biomedical Laboratories, 5th Edition. U.S. Department of Health and Human Services, CDC, NIH, Washington, DC (2007).
6. Facklam R.R. and Washington J.A. Manual of Clinical Microbiology 5th Edition, 1991, p. 24.
7. Rammelkamp C.H., Jr. Principles of Internal Medicine, 8th Edition, 1977, pp. 814-820.
8. Lauer B.A., Reller L.D., and Mirrett S., Journal of Clinical Microbiology, 17:338-340, 1983.

REF

20274 – Sofia Strep A+ FIA – 25 Test
20276 – Sofia Strep A+ FIA – 25 Test

IVD



EC REP

MDSS GmbH
Schiffgraben 41
30175 Hannover,
Germany



Quidel Corporation
10165 McKellar Court
San Diego, CA 92121 USA
quidel.com

Swab



MDD 93/42/EEC

EC REP

Emergo Europe
The Hague
The Netherlands



Puritan Medical Products Company
LLC
31 School Street
Guilford, Maine 04443-0149

1347100EN01 (01/18)

REF

Catalogue number



CE mark of conformity

EC REP

Authorized Representative
in the European Community

LOT

Batch code



Use by



Manufacturer



Temperature limitation



Intended use

R_x ONLY

Prescription use only



Consult instructions for use

IVD

For *In Vitro* diagnostic use



Contains sufficient for 25 determinations

CONT

Contents/Contains

CONTROL +

Positive control

CONTROL -

Negative control
