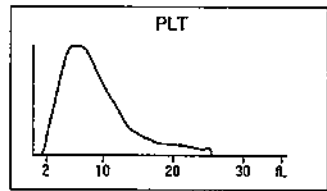
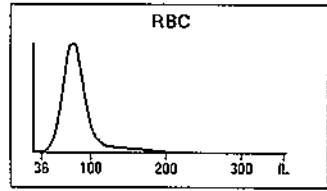
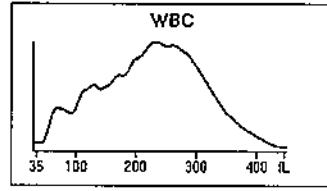


Specimen ID: L292016828      Panels: CBC  
 Specimen Type: Whole blood      Flag Set: Adult      Priority: Routine  
 Physician: [REDACTED]      Diagnosis:

Name: [REDACTED]      Patient ID: 30075583  
 Gender: Male      Age: 54 Years  
 Location: 236A-AA      DOB: 11/24/1962  
 Comment:

Panels	Date	Time	Tube Pos	Instrument	Opr ID	Exceptions
C	(C) 04/04/2017	04:53:31 AM	00034	DxH8002	SYSTEM	

Test	Result	Flags	Units
WBC	18.2	H	10 <sup>3</sup> /uL
UWBC	18.2	H	10 <sup>3</sup> /uL
RBC	4.55		10 <sup>6</sup> /uL
HGB	10.5	L	g/dL
HCT	35.2	L	%
MCV	77.3	L	fL
MCH	23.0	L	pg
MCHC	29.8	L	g/dL
RDW	18.2		%
RDW-SD	50.3		fL
PLT	241		10 <sup>3</sup> /uL
MPV	8.6		fL



**Suspect**  
Definitive  
 H & H Check Failed

Actions: [1]:SNV

Comment: [S]: "H/H CHECK FAILED" - RE-RUN, IF PERSIST & MCHC<37 REPORT, MCHC>37 FOLLOW INTERFERING SUBSTANCES SOP

INF/DAT Filename: 2017-04-04T04-53-31\_L292016828\_00034\_3120